

Edentata

The Newsletter of the IUCN Edentate Specialist Group • December 2004 • Number 6



Editors: Gustavo A. B. da Fonseca and Anthony B. Rylands
Assistant Editors: John M. Aguiar and Mariella Superina
ESG Chair: Gustavo A. B. da Fonseca



**CENTER
FOR APPLIED
BIODIVERSITY
SCIENCE**
AT CONSERVATION
INTERNATIONAL



Edentata

The Newsletter of the IUCN/SSC Edentate Specialist Group

Center for Applied Biodiversity Science
Conservation International
1919 M St. NW, Suite 600, Washington, DC 20036, USA

ISSN 1413-4411

Editors

Gustavo A. B. da Fonseca, Center for Applied Biodiversity Science, Conservation International, Washington, DC
Anthony B. Rylands, Center for Applied Biodiversity Science, Conservation International, Washington, DC

Assistant Editors

John M. Aguiar, Center for Applied Biodiversity Science, Conservation International, Washington, DC
Mariella Superina, University of New Orleans, Department of Biological Sciences, New Orleans, LA

Edentate Specialist Group Chairman

Gustavo A. B. da Fonseca

Layout

Glenda Fabregás and **Kim Meek**, Center for Applied Biodiversity Science, Conservation International, Washington, DC

Map Illustrations

Kim Meek, Center for Applied Biodiversity Science, Conservation International, Washington, DC

Front Cover Photo:

Yellow armadillo (*Euphractus sexcinctus*). Photo ©Russell A. Mittermeier, Conservation International

Editorial Assistance

Liliana Cortés-Ortiz, Universidad Veracruzana, Xalapa, México

Please direct all submissions and other editorial correspondence to John M. Aguiar, Center for Applied Biodiversity Science, Conservation International, 1919 M St. NW, Suite 600, Washington, DC 20036, USA, Tel. (202) 912-1000, Fax: (202) 912-0772, e-mail: <j.aguiar@conservation.org>.

This issue of *Edentata* was kindly sponsored by the Center for Applied Biodiversity Science, Conservation International, 1919 M St. NW, Suite 600, Washington, DC 20036, USA.

**CENTER
FOR APPLIED
BIODIVERSITY
SCIENCE**

AT CONSERVATION
INTERNATIONAL



CONSERVATION
INTERNATIONAL

THE 2004 EDENTATE SPECIES ASSESSMENT WORKSHOP

Belo Horizonte, Minas Gerais, Brazil
December 16–17, 2004

Introduction

Among the mammalian radiations of South America, the edentates are an engaging anomaly: a handful of odd, radically specialized creatures, bound by ancient origins and witness to the deep history of eutherian evolution, which remain of immediate importance to ecosystems throughout the Neotropics today. With a distribution as broad as the most widespread of Neotropical groups, the edentates extend across the entirety of South America and beyond, from far Patagonia to the heart of North America. And everywhere they occur, they must survive as best they can in the presence of another widespread species, one whose manipulations of the living world are subtle and heavy-handed at once, often as not persecuting edentates for food, for sport, and for short-lived economic gain.

Many edentates, for all they have endured hard years by the tens of millions, are now ensnared by threats without precedent, and many species have become scattered and diffuse throughout the remnants of their continental range. Simply quantifying the extent of their decline is an overwhelming challenge; too many edentates are too poorly known to attempt more than a rudimentary estimate of their surviving populations. Only a few researchers have dedicated years and lives to the careful study which they deserve, and these few are often the only ones who both understand the rising dangers to a species, and who care enough – in that powerful, irrational empathy we all too rarely develop – to speak out on their behalf. It is to unite this double handful of committed voices that the Edentate Specialist Group exists, drawing on the resources of the IUCN to amplify and extend the reach of their words.

In December of 2004 the Edentate Specialist Group brought together a dozen of the most experienced edentate researchers for a workshop meant to assess the current situation of all anteaters, sloths and armadillos. Drawn from nations across the Neotropics, from Argentina to Panama, these researchers brought a century of cumulative field experience to address the status of the thirty-one extant species of the edentate order. The results of their discussions and consensus made for a chiaroscuro portrait of the dwindling edentate clan at the opening of the twenty-first century. Only a handful of species survive with any ease in the transformed ecosystems which now dominate so much of the Neotropics – and too many others exist in situations variously dire, worrisome or completely unknown.

The Red List assessments of the 2004 workshop produced the first Critically Endangered listing for any edentate: the pygmy sloth, *Bradypus pygmaeus*, described in 2001 from a single island off the northern coast of Panama, where a population of perhaps a thousand individuals occupies a total global range of less than 4.3 km². Other species fared better in the Red List process, such as the giant anteater, *Myrmecophaga tridactyla*, which had previously been classified as Vulnerable. While still under pressure across its range, *M. tridactyla* was recategorized as Near Threatened, owing to the recognition of an increasing number of wild populations, as well as the tremendous variety and geographical extent of the many habitats in which it still survives. And other changes may prove controversial – such as the decision to alter the listing of the pink fairy armadillo, *Chlamyphorus truncatus*, from Endangered to Near Threatened, based on new information and a more stringent application of the Red List assessment guidelines.

Most importantly, this latest assessment is now an integral part of the recently launched Global Species Assessment, a major new initiative of SSC/IUCN. The first product of this initiative, the Global Amphibian Assessment, successfully completed the immense task of screening all described species in a major taxon through the Red List criteria. The Edentate Species Assessment Workshop is a component of another major product of the initiative, the Global Mammal Assessment, which will examine all described mammal species, and is anticipated to be launched within the next twelve to eighteen months. With this system and the species authority network in place, updating the threat status of the edentates will become routine, and the improved information it provides will offer an additional hope for their continued survival.

Gustavo A. B. da Fonseca
Chair, Edentate Specialist Group

John M. Aguiar
Coordinator, Edentate Species Assessment Workshop

Workshop Participants

Augstín Abba

Museo de La Plata, Argentina
<amabba@lycos.com>

Teresa Anacleto

Universidade Federal de Goiás, Brasil
<teresacristinaa@yahoo.com>

Erika Cuéllar

Wildlife Conservation Society – Bolivia
<ecuellar@wcs.org>

Jim Loughry (in absentia)

Valdosta State University, USA
<jloughry@valdosta.edu>

Flávia Miranda

Project Anteaters, Brasil
<flaviamiranda@yahoo.com>

Dennis Meritt

DePaul University, USA
<dmeritt@depaul.edu>

Gustavo Porini

Dirección de Fauna y Flora Silvestres, Argentina
<gporini@medioambiente.gov.ar>

Paula Lara-Ruiz

Universidade Federal de Minas Gerais, Brasil
<lara-ruiz@ufmg.br>

Rafael Samudio Jr.

SOMASPA, Panama
<samudior@tivoli.si.edu>

Mariella Superina

University of New Orleans, USA/
Mendoza, Argentina
<superina@gmx.ch>

Sergio Vizcaíno

Museo de La Plata, Argentina
<vizcaino@museo.fcnym.unlp.edu.ar>

Organizers:

Gustavo Fonseca

John Aguiar
Anthony Rylands
Conservation International, USA

Adriano Paglia

Conservation International do Brasil

Adriano Chiarello

Pontificia Universidade Católica de Minas
Gerais, Brasil

Wes Sechrest

Lead Coordinator, Global Mammal Assessment
<wsechrest@iucnus.org>

Species Summaries

The following summaries provide an overview of the geographic distribution and conservation status of the thirty-one recognized edentate species, as agreed upon by the participants of the Edentate Species Assessment Workshop. These summaries represent the consensus view for each species based on the most current information available from the field, combined with recently published distributions and assessments. New data are continually made available, however, and we encourage anyone who has made sightings or field observations of any of these species to contact the Edentate Specialist Group, and to submit a note for publication in a future issue of *Edentata*.

The names listed with each species are those participants who were the primary contributors to its assessment. The species are presented here in the order in which they were considered during the workshop, and no particular taxonomic scheme is implied in their arrangement.

Bradypus torquatus - EN

Adriano Chiarello, Paula Lara-Ruiz

Bradypus torquatus is separated into three isolated and genetically distinct populations, each homogeneous within itself but strongly demarcated from the others – to the extent that the northernmost population, in Bahia, is potentially a distinct subspecies. These differences may reflect divisions dating from the Pleistocene or earlier. Maned sloths appear to be relatively abundant in southern Bahia and in parts of Espírito Santo, but their local density is unpredictable and varies widely between sites. They are present in a number of protected areas, but the total area of forest fragments supporting these sloths is likely well below 5000 km². Any efforts for population management should recognize and preserve the unique genetic character of the three separate populations.

Bradypus tridactylus - LC

Adriano Chiarello

Bradypus tridactylus is found in a broad area across the Guyana Shield, perhaps extending to Colombia. Although threatened by general forest loss, it remains locally abundant and widespread throughout pristine regions of the Amazon, and occurs in many protected areas.

Bradypus variegatus - LC

Adriano Chiarello

Bradypus variegatus occurs across an immense area of Central and South America, although it has been extinct from Argentina since 1916. Its vast range may cover cryptic species or unrecognized populations, and the fine taxonomy of subspecies should be examined, as recent molecular studies suggest that certain populations may be genetically distinct. It is currently under no serious threat across its range as a whole.

Bradypus pygmaeus - CR

Rafael Samudio

The pygmy sloth is endemic to the mangrove forests of a single island off the northern coast of Panama. With a total area of 4.3 km², only 30% of which is covered by mangroves, the pygmy sloth has the most confined range of any known edentate, and its total population is probably no more than a thousand individuals. Although the island is not permanently inhabited, it is used as a base camp for seasonal divers and fishermen, who hunt the sloths at will. There is no presence of authority on the island and no enforcement of wildlife law, leaving the pygmy sloth with a complete absence of real protection.

Choloepus didactylus - LC

Dennis Meritt

Choloepus didactylus occurs across the Guyana Shield and the northern Amazon, extending to the eastern flanks of the Andes. It is common throughout its range, occurs in numerous protected areas, and is not considered to be threatened.

Choloepus hoffmanni - LC
Dennis Meritt

Hoffman's two-toed sloth is divided into two separate populations along the northern and central Andes; these populations may qualify as subspecies if their taxonomic status is studied in detail. The northern population is probably under threat from the severe habitat loss in Central America, but the more southerly population is assumed to be in no immediate danger.

Cyclopes didactylus - LC
Adriano Chiarello, Flávia Miranda, Rafael Samudio

The range of the silky anteater extends from southern Mexico across the entire Amazon basin, with an outrider population on the northeastern coast of Brazil that may be a distinct subspecies. That population is probably endangered, but the species as a whole is widespread and apparently adaptable to a variety of habitat types.

Myrmecophaga tridactyla - NT
Gustavo Porini, Anthony Rylands, Rafael Samudio

Although threatened by heavy hunting, highway mortality and agricultural fires, giant anteaters occupy an immense geographic range, and the previous listing of Vulnerable was considered inappropriate for such a widespread species. They are often rare in particular localities, however, and progressive habitat destruction may have isolated populations across their range.

Tamandua mexicana - LC
Dennis Meritt, Rafael Samudio

The Mexican tamandua is impacted by highway mortality, as well as fire, habitat conversion and loss, but these are not considered to be major threats. The species is widespread and well-represented in a number of protected areas, and is not thought to be in particular danger.

Tamandua tetradactyla - LC
Agustín Abba, Paula Lara-Ruiz

Lesser anteaters occur in a broad range of habitats from Colombia to northern Argentina, taking advantage of both open and forested areas. Fire and highway mortality may present a threat to local populations, as well as hunting in some regions, but the species as a whole is widespread and well-represented in protected areas.

Tolypeutes matacus - NT
Agustín Abba, Erika Cuéllar, Dennis Meritt, Gustavo Porini, Mariella Superina

Once present across a broader area of Argentina, this armadillo has lost habitat naturally – as the Chaco biome gradually contracted – and also to the more recent incursions of human agriculture. Although *Tolypeutes matacus* may prosper in areas of moderate agriculture, too much habitat loss will still have a damaging effect. Its reproductive rate is slow and it is heavily hunted, both for food and for export to other countries.

Tolypeutes tricinctus - VU
Adriano Chiarello, Gustavo Fonseca

Once thought to be extinct, *Tolypeutes tricinctus* was rediscovered in 1990 and is now known from a broad wedge of northeastern Brazil. Hunting and habitat destruction are major threats to this species, and it is not well represented in protected areas. In addition, its population has almost certainly dropped more than 30% in the past decade.

Cabassous centralis - DD
Paula Lara-Ruiz, Rafael Samudio

One of the most fossorial armadillos, *Cabassous centralis* is selective in its diet and notably insectivorous. It prefers dry to mesic forests, but now exists mainly in patchy, degraded habitat, and it is considered rare wherever it occurs. The lack of other information favors the Data Deficient category, which may help to stimulate further research on this species.

Cabassous chacoensis - NT

Agustín Abba, Dennis Meritt, Gustavo Porini

This species occupies a small area in the midst of the Chaco, occasionally found in Paraguay and northernmost Argentina, but never in Bolivia. It is hunted for subsistence throughout its small range, appears to be extremely rare, and reportedly avoids degraded areas. Its remaining habitat is quickly being destroyed, but it has at least nominal protection in the Defensores del Chaco National Park. At present there is no information to confirm that its population has dropped past any critical thresholds.

Cabassous tatouay - LC

Gustavo Porini

This species is widespread across central and southern Brazil; its primary habitat is forest, and it will tolerate secondary habitat, but not degraded or agricultural lands. It is often difficult to see, and widely hunted, but it is locally common and present in a number of parks and protected areas in Brazil.

Cabassous unicinctus - LC

Erika Cuéllar

Cabassous unicinctus is much like *C. tatouay*, with similar habitat requirements and ecology. There may be two subspecies, one centered in the Guianas and the other in the Cerrado. Although hunting is a serious threat, and habitat loss is also a concern for the Cerrado populations, the species is broadly distributed and common throughout.

Chaetophractus nationi - VU

Erika Cuéllar, Agustín Abba

Found in the Bolivian Andes and a short distance beyond, *Chaetophractus nationi* reaches altitudes up to 3500 m; it occurs in the Andean puna, where it is at some risk from the destruction of that rare biome. But the greater threat to this species comes from the heavy harvest of their shells for *charangos*, small guitarlike instruments which are popular in Andean culture and sold in great

numbers for the tourist trade. Although listed as endangered in Bolivia, there is no adequate legal protection, and hunting has become intense enough to easily reduce the total population by more than 30% in the past decade.

Chaetophractus vellerosus - LC

Erika Cuéllar, Dennis Meritt, Agustín Abba

This species occurs mainly in northern Argentina, where it is heavily hunted to provide raw materials for the guitarlike *charangos*. Although they are extremely sensitive to soil disturbance, they also appear to thrive in newly cultivated fields, where they feed on insects. They are often hunted as agricultural pests, but in some areas their numbers have shown a visible increase in the past five years, and they are not considered to be in immediate peril.

Chaetophractus villosus - LC

Adriano Chiarello, Erika Cuéllar, Dennis Meritt, Gustavo Porini, Agustín Abba

This species occurs throughout Argentina and the Chaco of Paraguay, where they are hunted for local subsistence and by domestic dogs. Despite this, the species is widespread and relatively common.

Chlamyphorus (Calyptophractus) retusus - NT

Sergio Vizcaíno, Agustín Abba, Gustavo Porini, Mariella Superina, Erika Cuéllar, Dennis Meritt

This species is restricted to sandy, loose soils in the central Chaco of Bolivia and Paraguay. Although there are no firm population estimates, it is extremely rare throughout its small range. In addition, it is relentlessly persecuted by local people, in whose lore it is considered an evil apparition which must be killed on sight. The intensity of this pressure on a rare and near-endemic species is certain to have severe effects on its population.

Chlamyphorus truncatus - NT

Sergio Vizcaíno, Gustavo Porini, Mariella Superina

Endemic to central Argentina, the pink fairy armadillo lives in sandy plains, dunes and scrubby grassland. They are nocturnal, fossorial, and exceptionally difficult to observe, and thus no data exist on their population dynamics. Although they are not hunted by humans, they are preyed on by domestic cats. They are known from several protected areas, but much of their former habitat has been severely degraded, and they must certainly be affected by the pesticides and fertilizers in heavy use all around them.

Zaedyus pichiy - NT

Mariella Superina

One of the southernmost of all edentates, the pichi is found across a wide area of central Argentina and Patagonia, but restricted to arid regions within. There is a strong human presence throughout its range, and much of its habitat has been severely degraded or converted for agriculture. Pichis are hunted intensively and illegally, both for food and for sport, while highways take a steep toll with roadkill as well.

Dasyopus hybridus - NT

Agustín Abba, Paula Lara-Ruiz, Sergio Vizcaíno

This species is extremely susceptible to anthropogenic land change and general human activity, both of which have affected its range. They were known to have been more widespread thirty years ago, but severe hunting – combined with agricultural expansion – has caused a rapid decline.

Dasyopus kappleri - LC

Teresa Anacleto, Erika Cuéllar

Ranging across a wide area of the northern Amazon and Guyana Shield, this species prefers forest patches within a savanna matrix. Although there are no data on its populations, it occurs in

numerous protected areas, and is not believed to be under unusual hunting pressure.

Dasyopus novemcinctus - LC

all participants

The nine-banded armadillo is the most widespread and abundant of any living edentate, and the only one to have successfully expanded into the heart of North America. Although commonly hunted, it is by no means threatened.

Dasyopus pilosus - NE

Dennis Meritt, Gustavo Porini, Anthony Rylands

A final decision is still pending for this species, which is endemic to central Peru. It is found primarily in the Río Abiseo National Park, but is otherwise unknown.

Dasyopus sabanicola - LC

Paula Lara-Ruiz

This species is found in a moderate region of east-central Colombia and central Venezuela, primarily in savanna habitat and associated gallery forest. It occurs in several national parks – although not the Gran Sabana – and is not considered to be under particular threat.

Dasyopus septemcinctus - LC

Teresa Anacleto

Lack of pertinent information, more than any informed consideration, led to this species being classified as Least Concern. In central Brazil this species is common in pastures and natural open areas.

Dasyopus yepesi - DD

Sergio Vizcaíno

Described in 1995 by Sergio Vizcaíno, this species is known only from the northwestern Argentine provinces of Salta and Jujuy. There are no data on its population size, and virtually no information on any other aspect of its biology.

Euphractus sexcinctus - LC
Erika Cuéllar

Tough and resilient, the yellow armadillo is widespread across much of southeastern Brazil, the Chaco and beyond. Heavily hunted in the Cerrado despite its notorious taste, this species remains resistant to human disturbance and is not considered threatened.

Priodontes maximus - VU
Erika Cuéllar, Dennis Meritt, Gustavo Porini

By far the largest of the armadillos, and perhaps of all the living edentates, the giant armadillo is also one of the widest-ranging. Everywhere it is found, it is hunted for its wealth of meat, and for some indigenous peoples it is their primary source of protein. Despite its broad distribution, its actual occurrence is rarefied and sporadic from site to site. Thinly spread throughout the Amazon, individuals are most likely to be found in the *llanos* of Guyana and the region surrounding the Chaco of Paraguay and Argentina. They are rarely found in altered landscapes.

Virtually nothing is known of its reproductive parameters; it has never reproduced in captivity, and the chances for success will not improve until a great deal more is learned about its social and reproductive behavior in the wild. Its overall population has dropped 30-50% in the past three decades, and it may have experienced a greater crash earlier in the century. Aside from being targeted for hunting wherever it exists, the giant armadillo is also frequently captured for trade on the black market, where the captives invariably die. As a locally rare and heavily persecuted species, the giant armadillo is considered to be Vulnerable at the very least.

Species Discussions

This section summarizes the discussions which formed the core of the workshop and led to its final recommendations. Prepared from the notes of one of the organizers, this section is intended

to provide an insight into the dynamics and rationale of the assessment process. Arriving at a decision for each species required debate and consensus from all the participants, and some discussions were longer and more involved than others, depending on the information available and the expertise of the various field researchers. Different experiences from different regions sometimes led to contrasting opinions on the status of a species. These notes represent the perspective of one observer, and do not serve as the official minutes of the workshop.

Bradypus torquatus - EN
Adriano Chiarello, Paula Lara-Ruiz

There is a gap in the distribution of *Bradypus torquatus* in northern Espírito Santo. It no longer occurs in southern Sergipe – the forest is gone – but it has a stronghold in southeastern Bahia, in Ilhéus, Una and Itabuna. Although there are two large forest reserves in Espírito Santo, totaling perhaps 40,000 ha, the maned sloth has never been seen in either. Its second largest stronghold is in the mountains of Espírito Santo. There is no historical presence in the Caparaó National Park, but there are reports that IBAMA has been releasing confiscated individuals there. The third and smallest stronghold is in Rio de Janeiro, in the Biological Reserves of Poço das Antas and União.

According to Paula, maned sloths are also in the Desengano State Park, north of the city of Rio de Janeiro. In the early 1970s, there were reports of sloths near the city itself, but none have been seen in thirty years. Paula suggests they may occur in Pernambuco – their historic range may have extended that far. Chiarello says that Olivério Pinto made a comment on Wied's book, that he (Pinto) had seen a maned sloth in Pernambuco.

They are reported from just south of the Rio Mucuri; the gap in distribution runs from the left bank of the Rio Doce to the vicinity of the Mucuri. Their elevation ranges from sea level to 900-1000 meters. They are reported, but not verified, from the extreme northeast of Minas Gerais, on the left bank of the Rio Jequitinhonha.

Population size is difficult to guess, since we have only a crude estimate of their density; it's more feasible to sample with plots than a line-transect. According to Chiarello, they seem to be abundant in southern Bahia – in one day you can find 3-5 sloths in a five-kilometer transect. Paula says it depends: some areas don't have much forest, but many sloths, while other areas have a great deal of forest, but you can't find a single sloth. Apparently *Bradypus torquatus* has very little sympatry with *B. variegatus*; in more than 500 hours of fieldwork, Paula found over 60 maned sloths but not a single *B. variegatus*.

Paula sampled sloths in a number of areas: from Ilhéus, in the *município* of Una in southern Bahia; from the *municípios* of Santa Teresa, Aracruz, Santa Maria and Itarana in central Espírito Santo; and from the União and Poço das Antas Biological Reserves in Rio de Janeiro. She found three distinct populations with no gene flow among them, leading to major genetic differences among the populations, potentially species-level differences. IBAMA, however, has a triage center in southeastern Bahia, where sloths which have been confiscated from the wildlife trade are released without regard to their disparate origins. These populations may have been isolated since the Pleistocene, or earlier; they are distinct and individually homogeneous, with very low genetic diversity within each one, but major differences between all three. The high-altitude populations are physically larger than those at sea level. All confiscated animals are released in a single location: "Genetically damaging," says Rylands; "– dangerous," says Paula.

The northern population is genetically more distinct than the two southern ones, and it is potentially a new subspecies: this Bahian population is dramatically different, according to Paula's mtDNA testing, and she believes this separation is historical rather than the result of recent habitat fragmentation. Chiarello agrees with Rylands that the lack of animals in Espírito Santo may be related to the more deciduous forest there. *Bradypus torquatus* does not live in mangroves,

although it does occur in *restinga*, and it can survive in secondary as well as primary forest.

As for threats and conservation measures, the species is present in several reserves, with little genetic variation within specific populations; Rylands recommends that any plans for population management take these genetic issues into account. Sechrest reviews the Red List threat criteria, and says (a) and (b) are the main ones to consider. 20,000 km², or two million hectares, is the threshold for the Vulnerable category. União covers 3000 ha, and Poço das Antas has 5000 ha, but much of the habitat they protect is eucalyptus forest or grassland, and not optimal for sloths. 41,000 hectares, or 410 km² of protected areas – the largest areas of forest left. 5000 km² is the cutoff for Endangered status, and Fonseca and Rylands think it's likely under this amount. Paula notes there are many forest fragments without sloths, so category (a) could be appropriate.

Considering the criteria for population decline, Chiarello notes that a sloth generation spans five years, meaning 15 years for three generations. Most of the decline has been in Bahia, where vast areas of forest were destroyed in the 1980s – but Rylands says things are changing: in many areas, although there was a dramatic loss in the recent past, the situation is more stable now. Owing to the density of human populations, almost all the forest has been destroyed in the lowlands of Sergipe, Rio de Janeiro and Espírito Santo, where once the maned sloths were found. According to Chiarello, some consider this a separate genus; Paulo Couto suggested this in the mid-1970s, an opinion which others only repeated; but Fonseca is not convinced.

Bradypus tridactylus - LC Adriano Chiarello

This species is found across the Guyana Shield, in northern Brazil, Venezuela, Guyana, French Guiana – and perhaps Colombia. There is one potential record from the Field Museum, from the Río Caquetá, which is of special note: FMNH

140254. (According to Rylands, this specimen is “enigmatic.”)

Rylands notes this species occurs just north of the Rio Negro, but extends only to the south of the Orinoco. It’s not likely to be in savanna, which militates against much of south-central Venezuela as potential habitat. It is unlikely to occur in white-sand forest, the *caatinga alta*, which Rylands says is a much more “venomous” habitat in terms of phytotoxins – each leaf is an investment, and they have plenty of phenols and other secondary compounds, which would make it more difficult for a sloth to survive there.

The three-toed sloth is threatened by general forest loss, but there are no imminent threats, and it is found in a number of protected areas. The decision is for Least Concern, since it is widespread throughout pristine areas of the Amazon, and abundant in many locations.

Bradypus variegatus - LC
Adriano Chiarello

This species occurs over an immense area, but is now extinct in Argentina – the last sighting there was in 1916 – and its status in Paraguay is uncertain. Vizcaíno says there can’t be a continuous extension from Misiones, since most of the forest there is secondary, and was modified in the last century. There are two subspecies in Venezuela. One value for density from Panama was 5-8 sloths/ha. The elevation ranges from 25-2300 m.

Rylands notes that with such a wide-ranging species, conservation measures should include a look at the genetics, to find cryptic species or unrecognized populations, and to examine the taxonomy at the subspecies level. According to Fonseca, the southernmost specimen known is from Londrina in Paraná. Chiarello notes that Cabrera mentions Rio Grande do Sul, but there is no specimen and this has not been verified. It could have reached northern Argentina through Paraná/Iguaçu, but it has been historically absent from Rio Grande do Sul and Santa Catarina. It prefers mesic/humid

tropical forest, although Samudio claims it may also be found in mangroves.

Choloepus didactylus - LC
Dennis Meritt

This species is geographically widespread; in Suriname, the density is given as 0.9 sloth/km², but Chiarello says this is an underestimate. Without more ado, it is declared Least Concern.

Choloepus hoffmanni - LC
Dennis Meritt

The northern population of Hoffmann’s two-toed sloth occurs in the far northwestern corner of Venezuela, as well as the lower Colombian Andes, the Pacific coast of Colombia and up to Nicaragua and Honduras. The main issue is its discontinuous distribution, but according to Samudio and Meritt the same pattern shows up with other mammals. There is a need for survey work in the main lacuna, in eastern Ecuador and northeastern Peru. It is found in lowland and montane forests up to 7000 feet, and is uncommon in dry lowland forest. It reaches up to 3300 m altitude in Costa Rica. Its range also extends down in long fingers on either side of the Andes in northern Colombia. There is one specimen by Ávila-Pires listed from Aripuanã, in Mato Grosso, but this record is a dubious outlier. The species reaches into southwestern Acre.

According to Genoways and Timm (2003) there are actually two populations, and Fonseca feels the northern population is probably in bad shape, given the habitat loss in Central America. Fonseca wonders if we should consider these populations as two subspecies, given their separation; he says there should be studies on its taxonomic status. Sechrest wants a rationale for a listing: widespread, and the disjunct southern population is okay? Rylands notes that *Lagothrix lugens* is in the same area. Sechrest speculates that the two species of *Choloepus* are competing in one area, and Fonseca agrees.

Rylands points out that if the two populations are indeed distinct, then the nominate subspecies in the north would be Near Threatened due to habitat loss, since the southern population is thought to be doing better. Surveys should be undertaken in the upper Amazon and Peru.

Cyclopes didactylus - LC

Adriano Chiarello, Flávia Miranda, Rafael Samudio

There is an old record for *Cyclopes* from Alagoas, according to Rylands: Vieira (1955). Chiarello says we should ask Tabarelli if *Cyclopes* is in either Alagoas or Sergipe. Flávia Miranda believes *Cyclopes* is distinct in Recife, much lighter in color; but this lighter form is found only in Pernambuco, and nowhere else – not in Alagoas, Sergipe or Ceará. Samudio says there are no *Cyclopes* in El Salvador; they haven't been mentioned in the past few decades, or at least the last ten years. This fits a pattern, says Samudio, with what the Mexicans have found, and the Mexicans are very thorough in their surveys.

There are no *Cyclopes* in Paraguay; the southernmost record is in Alto Beni, in northern Bolivia. Silky anteaters prefer wet tropical forest and semi-deciduous forest, according to Chiarello, and are also found in *cerrado* vegetation. Meritt says they're found in "strange places," secondary growth, and the like – but not mangroves or freshwater swamps. In Panama the species reaches to 1500 m altitude. Rylands comments that there are most likely subspecies within its great range – and if the population in the Northeast were taxonomically distinct, it would be Critically Endangered. There isn't much forest left around Recife, only secondary forest, and Rylands believes that this population is highly endangered no matter what, owing to heavy forest destruction. Rylands classifies the species as a whole as Least Concern – widespread, but possibly with distinct subspecies.

Myrmecophaga tridactyla - NT

Gustavo Porini, Anthony Rylands, Rafael Samudio

The giant anteater is extinct in Uruguay, although they still exist to the north in Argentina's Misiones

province. They are heavily hunted throughout their range, especially from highways, and roadkill is a serious threat; they are also threatened by fires set for agriculture, and the regions where they occur need better fire management.

This species is a challenge for Red Listing: Vulnerable is not considered appropriate, so it is changed to Near Threatened – widespread, but rare, with internal factors affecting its listing. Some researchers will be annoyed when their species is downgraded, but this may actually stimulate more research, although Fonseca says this was not the rationale behind the change.

Tamandua mexicana - LC

Dennis Meritt, Rafael Samudio

Roadkill is a threat to this species, as well as fire and habitat change – but they are not major threats, and this species should occur in a number of protected areas. Fonseca notes there are some taxonomic issues with several subspecies, and it needs taxonomic revision. Since it is widely-distributed and well-protected, the final vote is Least Concern.

Tamandua tetradactyla - LC

Agustín Abba, Paula Lara-Ruiz

Lesser anteaters are widely distributed from Colombia to northern Argentina. They are threatened by fire and highway strikes, as well as hunting in some areas, but overall the species is widespread and well-represented in protected areas.

Tolypeutes matacus - NT

Agustín Abba, Erika Cuéllar, Dennis Meritt, Gustavo Porini, Mariella Superina

This species is now extinct in Mendoza, Argentina. According to Vizcaíno, drier conditions once existed further south into the pampas; but there are written records of its former presence dating from 1828, although no museum specimens from that time and region.

Rylands says hunting is a major issue, since *Tolypeutes* isn't fossorial. It is also a slow reproducer – only birthing 1-2 young per year, according to Meritt – and takes 3-5 years to reach maturity. Unless something is done quickly, Meritt says, especially with the habitat loss, this species will soon reach the 30% threshold. *Tolypeutes matacus* actually does better with some agriculture around, but it still needs habitat of its own.

Meritt comments that 90-95% of captured individuals will die; 80% of the ones headed for Europe die before they reach their destinations. Sechrest notes the need to evaluate the effects of hunting and agriculture.

Tolypeutes tricinctus - VU

Adriano Chiarello, Gustavo Fonseca

This species has been found in Alagoas, Sergipe, Piauí, Ceará, Pernambuco, Goiás, Rio Grande do Norte, Mato Grosso, Tocantins, the Distrito Federal and possibly Minas Gerais. Density estimates are made in Ilmar Santos' thesis, and also from early issues of *Edentata*, plus work by Jader Marinho-Filho and Marília Guimarães.

Major threats include hunting and habitat destruction, and the species is poorly represented in protected areas. Its population is suspected to have dropped more than 30% in the past 10 years, so it qualifies as Vulnerable.

Cabassous centralis - DD

Paula Lara-Ruiz, Rafael Samudio

Samudio says this species reaches up to 1800 m in Panama. Fonseca says it prefers dry to mesic forests; it also occurs in secondary forest, according to Samudio, and may also be able to tolerate an agricultural mix.

Fonseca notes this is one of the most fossorial armadillo species, and not common in museum collections – so there isn't much information available for the Red List assessment. The Data Deficient category calls attention to this lack of knowledge and helps stimulate research. Accord-

ing to Fonseca, anything weighing 5 to 6 kilos and scattered in patchy, degraded habitat needs attention.

Chiarello says they have a more selective diet than other armadillos, much more insectivorous than omnivorous. Sechrest notes that the extent of habitat loss for this species is unknown, so Data Deficient is the choice.

Cabassous chacoensis - NT

Agustín Abba, Dennis Meritt, Gustavo Porini

This species is also found in Brazil, according to Fonseca – confirmed from Mato Grosso. Cuéllar says there are no records for this one from Bolivia; as an example, she says, an average of two thousand armadillos are hunted every year from one area of *chaco* habitat in Bolivia, but not a single *C. chacoensis* was found among them. There is no idea at all of its population size. It is occasionally found in Paraguay, according to Meritt, who has seen four individuals in twenty years of fieldwork. Its habitat there is shrubland, which is almost desert for nine months out of the year – it doesn't occur in strict desert, but rather in *chaco seco*.

It suffers from habitat loss in Paraguay, and is hunted by dogs there, according to Meritt. Porini says that in Argentina it is taken for subsistence hunting. Because of the difficult conditions, it is virtually unknown: "Somebody needs to study this animal," says Meritt, "but it's impossible." Fonseca mentions one record in Córdoba, far south in Argentina, which is not recent – it's early historical, not to be used for the current range. Meritt says we don't know enough about this species, and there is hardly any published literature; there are three people here at the workshop with extensive field experience who have never seen it once themselves.

Fonseca believes that given what we know, the populations may not be hunted that much. Meritt says they occur in the Defensores del Chaco National Park – but the rangers there hunt animals for their dinner, so there's no real

protection there. Abba says there is one guard per 15,000 hectares.

Sechrest asks Fonseca if he thinks habitat loss is severe; Fonseca doesn't know, but doesn't believe the species is threatened right now. Abba says there are no direct actions to protect it, but Fonseca doesn't see enough information to put it into a threatened category, and the trend is towards Data Deficient. Abba claims it doesn't occur in degraded areas, and is hunted throughout its range; Fonseca also mentions Near Threatened as a possibility. Will the pressure continue over three generations to drop it 30%? Porini says it is losing important habitat, though he's not certain of the primary cause.

Fonseca agrees the habitat is being destroyed extremely rapidly, owing to habitat conversion; the trends are not good, and the species is susceptible to disturbance. Meritt supports *any* category that would be useful in Paraguay for the wildlife authorities; but Fonseca says no, we don't want the Red List to become a conservation strategy – we need to use the information at hand, not the hoped-for result. Sechrest says we can't go over the thresholds; is there any question that it's *not* Near Threatened? With habitat loss, present and future, do we know it won't go over the threshold? Fonseca notes that as the range becomes smaller, the species is more susceptible to changes.

Sechrest considers that it might go into a threat category with more information – he says we're confident it's definitely not Least Concern, and Fonseca agrees, so the listing is Near Threatened.

Cabassous tatouay - LC
Gustavo Porini

Rylands says it occurs in the Iguazu and San Antonio National Parks in Argentina. According to Fonseca, "this species is in almost every park we have in Brazil." Chiarello notes it is in the Serra da Canastra National Park. Its basic habitat is temperate forest. Fonseca claims it is hunted, but covered in a number of protected areas and not uncommon. Chiarello says it's difficult to see,

but can be caught on camera traps. Fonseca says it's not really found in secondary habitat, but is frequent in areas not hunted, with good habitat – but not in degraded habitat.

Fonseca says it's fairly frequent, and can tolerate secondary habitat, if not agricultural areas. It's present in a number of protected areas, so Fonseca proposes Least Concern, and everyone else agrees.

Cabassous unicinctus - LC
Gustavo Fonseca

Fonseca suggests there may be two subspecies: one centered in the Guyanas, and the other in the Cerrado, as described by Lund. He says it's quite frequent, with habitat and ecology similar to *C. tatouay*. According to Fonseca, hunting is a major threat, and habitat loss is also an issue for populations in the Cerrado. Cuéllar extends the range far into south-central Bolivia; Fonseca decides for Least Concern, and we move on.

Chaetophractus nationi - VU
Agustín Abba, Erika Cuéllar

According to Abba, the map is essentially correct. Vizcaíno asks whether it could be a subspecies of *Chaetophractus vellerosus*; he's seen the type specimen in the British Museum, which is just a piece of shell, so he's not sure if it's a real species. Fonseca says it's intermediate in size (quoting another source) while Vizcaíno says that according to Meritt, it's smaller than *vellerosus*. "They look completely different from any *vellerosus* I've ever seen," Meritt affirms. – But there are two subspecies, says Vizcaíno: has Meritt seen them both? Meritt says there aren't enough observations and specimens.

Abba says they reach an altitude of 3500 m at Abra Pampa. Cuéllar notes they are heavily hunted as the raw material for the *charango*, a traditional Andean instrument shaped like a small guitar and built around an armadillo shell.

As for threats, Fonseca simply says, “They’re in trouble.” Hunting is a major issue, as well as loss of habitat, since they are found in the puna. But according to Cuéllar, habitat loss is not the greatest threat – hunting is the real worry. The species shows up in at least one park, Sajama in Bolivia – but not in any national parks in Argentina. According to Fonseca, there is tremendous pressure on it, and it’s reasonable to assume it will fall into the 30% criterion. Most of the population is in Bolivia, and this species is listed as Endangered in the Bolivian *Libro Rojo*. Despite this, Cuéllar says, the hunting continues, and worsens, and there are no laws to stop it.

Fonseca recommends we list it as Vulnerable. Sechrest asks if the population decline has really been more than 30% in ten years or three generations; Fonseca and Cuéllar both give an emphatic “Yes.” Fonseca estimates they take 1-2 years to mature, so the generation time is probably 3-4 years.

Chaetophractus vellerosus - LC
Erika Cuéllar, Dennis Meritt, Agustín Abba

Superina notes this species is not in the south of Mendoza province in Argentina; Fonseca says it doesn’t reach into Brazil, and Cuéllar agrees. Anacleto asks Cuéllar if it might possibly occur in the Chaco of Mato Grosso. The species shows changes in its home range size – Superina says that in humid areas, the home range is about four hectares, but its range becomes much larger in dry areas. The general habitat is subtropical/seco.

The species is threatened by hunting for *charangos*, in Argentina; Cuéllar says it’s hunted in Bolivia as well. Meritt reports that in the central Chaco, it feeds on insects in newly cultivated fields, and the population has shown a visible increase in the past five years; they can be caught on the road now. Fonseca asks if they are hunted as an agricultural pest, and Superina says yes.

Abba says there is a more distant area around Buenos Aires, with a great deal of habitat destruction, and more cattle – this species is extremely

sensitive to soil disturbance, and will not tolerate even a slight alteration.

Chaetophractus villosus - LC
Adriano Chiarello, Erika Cuéllar, Dennis Meritt, Gustavo Porini, Agustín Abba

“Many habitats,” says Abba; – “Solo en Chaco,” counters Cuéllar, who insists that they only occur in *chaco*, with which Meritt agrees: they prefer dry land, and don’t occur at all in the south or east of Paraguay. “If you are crazy,” says Cuéllar, “you are going to study *villosus*.”

Vizcaíno says they are hunted for human subsistence, and also persecuted by dogs. The people in the south of Argentina hunt more for sport, but in the northwest the people eat whatever they can. Cuéllar says they occur in grasslands, semi-arid dry forest and Chaco in Bolivia, and also in Paraguay.

Sechrest says they’re widespread, common, and should be Least Concern.

Chlamyphorus (Calyptophractus) retusus - NT
Sergio Vizcaíno, Agustín Abba, Gustavo Porini, Mariella Superina, Erika Cuéllar, Dennis Meritt

Cuéllar will soon begin camera-trapping for jaguars in far southeastern Paraguay; she knows that the greater fairy armadillo is widespread, but has no idea of the population. She has come across it right in the city of Santa Cruz. Agustín Abba is not convinced that it’s so common; Cuéllar thinks it’s in Brazil. Rylands agrees that it probably occurs in the Pantanal, in sandy areas. Cuéllar adds that it occurs in the Chaco, in a huge protected area – which will get bigger, Meritt adds.

Fonseca feels that it’s likely this species is actually a separate genus, representing one of two divergent groups. He says they are convergent in terms of morphology, but that according to Wetzel they aren’t closely related. Vizcaíno uses the name *Calyptophractus*, which we will officially adopt. (No further mention of this change is made during the workshop.)

According to Cuéllar, the locals will kill it on sight, believing it's an evil sign: if they don't kill it, they believe a family member will die, and she can't convince them otherwise. She tells how she once told a driver to suddenly stop on the road one day; she dashed out of the truck to grab a fairy armadillo, while the driver sat stone-faced behind the wheel, staring straight ahead, and then slid away from her when she brought it into the cab. Meritt then comments that he saw one in the Brookfield Zoo, which had been taken out by a Peace Corps volunteer; it lived on cooked rice in a fish tank filled with soil.

As far as the assessment, "No tenemos datos," says Cuéllar: it's very rare, but there is no solid information. Rylands says it has a well-known if moderate range. Fonseca wonders if it will be threatened in the near future; it doesn't qualify as Vulnerable, but it's still fairly rare – very rare, in fact. Cuéllar emphasizes that it's persecuted wherever it's found. Fonseca allows that it has a very small range.

"...Relatively," Sechrest says: but still half a million square kilometers. He notes that we have no population information, and to list it as Near Threatened, we need some knowledge of how it's threatened. Sechrest and Rylands argue that it should be Data Deficient, since it's moderately common; Fonseca and Cuéllar disagree. Cuéllar says it's naturally rare; Meritt says you couldn't pay people money to find them quickly.

Sechrest is convinced it should be Data Deficient, and Rylands agrees; Fonseca does *not*, and believes it should be Near Threatened. He reiterates how rare it is, and that it's actively hunted; it might not be in immediate danger, but "if you forget about it," you might wake up in five years and discover a problem.

Aguiar comments on the relentless persecution of an already rare species. Rylands agrees it could be Near Threatened, saying it is "very rare and actively hunted" – this has tipped him over the edge. Meritt emphasizes that in the local culture, once it's seen it *has* to be killed.

Sechrest is unconvinced.

Vizcaíno says it has a wide distribution, but only from this continent; he doesn't want to compare it with "the feeling you are bringing from other continents." Sechrest reiterates that if we classify it as Near Threatened, we need to be confident its situation is getting worse. Chiarello thinks it could be Data Deficient. Fonseca says the range is not very extensive at all, and that it's almost an endemic to the Chaco; it suffers severe hunting pressure, and he points out that the general feeling is for Near Threatened – "that's what I hear."

Meritt adds that it's particular to one soil type: loose soils, not the clays of the Chaco, and there are very few areas in the Paraguayan Chaco with the appropriate soil. So, it is patchily distributed as well as rare and heavily hunted, and this leads it to be listed as Near Threatened.

Chlamyphorus truncatus - NT

Sergio Vizcaíno, Gustavo Porini, Mariella Superina

This species lives in sandy plains and dry grassland; according to Superina, in four years of fieldwork in Mendoza she's never seen a single one alive. She has heard of a few of them drowned, though, and domestic cats will catch them. The locals don't keep them, and claim they can't be kept, though they keep everything else. Dogs aren't a threat – only cats. One of her friends raises earthworms, and there's a pink fairy armadillo that raids his worms.

Meritt describes it as an "armadillo mole," and says they show up when a field is tilled. Superina says they occur in several parks; they live in sand dunes with scrubby grass and shrubs. They will live in and under logs, perhaps because of the associated insects. There is specific legislation in place to protect them in Argentina: National Resolution 1089.

This species is not extinct, but has a restricted range. There are no real data on the population, and no idea of the dynamics. Superina says they

are nocturnal and stay in their burrows...she feels they are Near Threatened at least. Rylands asks about the rationale for the 1089 legislation.

Meritt and Superina emphasize that the species is hardly ever seen; Superina knows rangers who have worked in one protected area for ten full years and have only seen a single individual. Sechrest wants an estimate of habitat loss across the area; the habitat in question is temperate desert and temperate shrubland. Threats include the smallholder farms. Sechrest wants an estimate of population decline – we have no hard data on populations, but how much habitat has been converted? Superina points out that the habitat has been *degraded*.

Fonseca: “Is this a Data Deficient species?”

Rylands: “I think we’re getting there.”

Sechrest asks if we could have confidence in its being Least Concern. Superina states emphatically that it is *not* Least Concern. Sechrest reviews the choices of Vulnerable, Near Threatened or Data Deficient; there are no data for Vulnerable, so it’s back to Data Deficient or Near Threatened.

Meritt mentions pesticides and fertilizers and their impact on soil organisms. Superina reiterates that habitat degradation is considerable in this area. The consensus is for Near Threatened...and after this decision, it is revealed that the prior designation had been Endangered. Fonseca doesn’t like the Near Threatened judgement; he feels the species is in too much danger, and would prefer to list it as Data Deficient. Sechrest now argues in favor of Near Threatened status. Fonseca says this is putting it in a low-risk category even though it’s rare and its habitat is not doing well. Sechrest asks about estimates of habitat loss.

Cuéllar mentions the conversion of forest to soya; Superina feels the rate of conversion to pasture is much higher. Fonseca agrees there is severe transformation, but no real statistics; he allows Near Threatened is valid, and asks if anyone is

working on this species. Superina says no: lack of funding. Fonseca says the choice is between Near Threatened or Data Deficient; Rylands calls for a vote. Fonseca gives the decision to the Argentine contingent, who unanimously decide for Near Threatened. The reason for the change is “new and better information.”

Bradypus pygmaeus - CR
Rafael Samudio

Samudio explains that the island group where the pygmy sloth is found is, in a sense, the Galápagos of Panama. Chiarello says that only on this island is the sloth statistically significant in cranial measurements from *Bradypus variegatus* elsewhere. The island is only 4.3 square kilometers all told, according to Samudio, and is mainly covered with red mangrove stands; the sloth itself is only found in mangroves, and a few small patches of other forest. Its entire range is thus 4.3 km², at most, but there are no population estimates or information on density.

Samudio says the density of *Bradypus variegatus* is about eight per hectare; Chiarello says seven to eight, and Fonseca agrees with their high values: “What’s not a leaf is a sloth at BCI.” Samudio gives a very rough estimate of 30% for total mangrove cover on the island. No one lives on the island permanently, but fishermen and local Indians will come to the island on a seasonal schedule, and hunt sloths when they do. There is no presence of authority nor enforcement of wildlife law on the island, which is part of the Comarca Indigenous Reserve. Sloths are hunted throughout this small archipelago, but the people are generally more focused towards the marine environment.

Sechrest and Fonseca don’t believe it’s Data Deficient; there is one population at a single site. Fonseca says NatureServe has it listed as G1G2, critically imperiled. Sechrest says this species is Critically Endangered, since it’s restricted to one island with minimal protection, and hunting is an issue.

Zaedyus pichiy - NT
Mariella Superina

Superina says there are many illegal hunters in Mendoza, searching for pichis with hunting dogs. There have been two serious droughts recently, 9-12 months without rain; she's had a hard time finding pichis herself, here lately. September to November is the reproductive season, when they should be out. There is a disease called "pichi pest" which appears in the rainy season, but it hasn't shown up lately owing to the lack of rain.

Superina says the hunting pressure is extreme, and also habitat change. Hunting pichis is illegal, but still widespread. The species goes into torpor in the winter. They don't seem to drink any water, and always live in arid areas. They usually have 1-2 offspring, which take over a year to reach maturity. There may have been a great many spontaneous abortions owing to the recent drought.

Major threats include roadkill, which becomes a strange sort of predation: "Anyone who hits a pichi by car," says Superina, "will stop and pick it up and eat it." Dogs and sport hunting are also an issue, and according to Superina some populations have been completely hunted out.

Sechrest points out how secure it is in the central-south portion of its range, and says there hasn't been a 30% decline in population. It's hunted significantly, he says, but the south is relatively secure. Superina says they appear to be stringently solitary. They are spread thinly through their habitat, and there is the same problem with lack of sightings in the Pampa.

Fonseca is tending towards Near Threatened; Sechrest is uncommitted. Superina reminds him that they are hunted all across their range. Fonseca agrees that Superina is in the field, witnessing a heavy decline due to hunting pressure. Superina says the habitat in Patagonia is also extremely degraded, and there can't be that many in Chile – the area around Aconcagua has all been changed

to agricultural land. "But further down here..." Sechrest says, but Superina negates that: it's too wet, and pichis are restricted to dry areas.

Fonseca: "I don't know, I could go for NT." – but Sechrest is not certain.

Abba and Superina emphasize that there is a strong human presence throughout the entire range of this species. Fonseca says there is hunting in Patagonia, and we know that intensive hunting impacts their population – so, it will most likely continue to be an issue. "Can we go with that?" he asks, and the agreement is for Near Threatened.

Dasypus hybridus - NT

Agustín Abba, Paula Lara-Ruiz, Sergio Vizcaíno

First, a discussion of *Dasypus* taxonomy in general: *Dasypus pilosus* should be *Cryptophractus pilosus*, according to Vizcaíno.

Next, Vizcaíno and Meritt note that *Dasypus hybridus* is extremely susceptible to anthropogenic land change and human activity – it is absent in many areas now. They occur mainly in grasslands; Fonseca considers it a low-risk species. Vizcaíno says they were more widespread, thirty years ago, but there has been severe hunting throughout the range. Vizcaíno and Abba believe it should be listed as Near Threatened; Fonseca wants their rationale. Rylands points out the population is in decline, but Fonseca says we need a 30% decline. Vizcaíno says the species is going fast, and is very sensitive to agriculture, much more so than others. The species is decided as Near Threatened on account of severe hunting and rapid decline.

Dasypus kappleri - LC

Teresa Anacleto

This species is found in savanna as well, but mainly in forest patches within the savanna. We have no idea about its population; it occurs mainly in the Amazon and Orinoco basins. It occurs in many protected areas.

Dasypus novemcinctus - LC
All participants

There are no serious threats to this species, although it is often hunted.

Samudio says that there is a population in the same archipelago where the pygmy sloth occurs – and that one island has smaller armadillos...

Dasypus pilosus - NE
Dennis Meritt, Gustavo Porini, Anthony Rylands

After much discussion – hampered by the lack of a Peruvian biologist – it is decided that the two southern localities are invalid, and the presumed southern population does not actually exist. Although unable to attend, Jim Loughry writes afterward that they may have an extremely restricted range, as the Río Abiseo National Park is the only place they have recently been reported from. According to Abba, they are found in the Peruvian Departments of Amazonas, Huánuco and San Martín. A final decision is still pending for this species.

Dasypus sabanicola - LC
Paula Lara-Ruiz

Rylands notes that it's savanna-based, and occurs in several large national parks, but not in the Gran Sabana. According to Lara-Ruiz, it is often found in gallery forest associated with savannas.

Dasypus septemcinctus - LC
Teresa Anacleto

This species may prefer savanna, and Teresa Anacleto believes that it's common. There is no information on the population, and no one present who knows the species.

Jim Loughry later wrote that he has captured several in the Poço das Antas National Park in Brazil, and they appear to be capable of surviving

in secondary shrubland and adapting to human disturbance.

Dasypus yepesi - DD
Sergio Vizcaíno

Sechrest asks Vizcaíno if he feels it's a valid species. Vizcaíno certainly does; but there are no data on its population. Its entire known range is within the northwestern Argentine provinces of Salta and Jujuy.

Euphractus sexcinctus - LC
Erika Cuéllar

Rylands comments that this species is heavily hunted in the Cerrado, even though it tastes awful. It's widespread and resistant to human disturbance, he says, and should be considered Least Concern.

Priodontes maximus - VU
Erika Cuéllar, Dennis Meritt, Gustavo Porini

Superina doubts the giant armadillo ever occurred in Uruguay. Rylands suggests it might be in the Atlantic Forest, but he's not certain about now – although he's positive that it did at one point.

Meritt says that in the Chaco, temperatures can fall below zero: and *Priodontes* just goes under the soil, and stays there until conditions are warmer. It has a patchy distribution, widespread but with rarefied populations wherever it occurs – “One of those living fossils.” Although they're all across the Amazon, there are two places where they're most likely to be found: the zone of northern Argentina and the Chaco, and the *llanos* of Guyana.

According to Paula Lara-Ruiz, they're declining all over their range. Superina says a major problem is that animals are caught for the black market, but they die before they ever actually reach the black market. Meritt says that in some parts of its range, the giant armadillo represents the single largest source of protein for indigenous people.

This is especially true in Paraguay, Argentina and Brazil: “When it’s encountered, it’s eaten!”

Sechrest calls this a “very difficult species,” since obviously it’s wide-ranging and present in many intact areas. He asks about the level of hunting and what impact it has, whether there are any studies on these issues. Vizcaíno says there has been a major decline in the past ten years. Superina says they have yet to reproduce in captivity. Meritt replies this is because no one’s had a pair together long enough, at least not until recently – no one has any idea what the generation time is.

Vizcaíno asserts there has been an important reduction of the overall distribution in the past three generations. No one is sure what the generation time is.

Porini comments that you never find small ones. Vizcaíno is having a hard time working out the generation time; Meritt says it’s six to ten years all told – “only an educated guess.” They have huge bodies, he says, with no room for many offspring. No one has ever seen their young.

Sechrest wants to know about the population parameters. What is the rate of population decline in the past twenty or thirty years? Paula Lara-Ruiz says it has declined 50% in the past thirty years.

After much discussion, Sechrest asks about its status in the Amazon. Rylands isn’t sure: but wherever it’s found, it’s killed, and there are few places in its range without people. Rylands speculates there might be only three to five thousand individuals in the entire Amazon.

The population may have been reduced by 30% over the past 20-30 years. Rylands points out that the original population has *already* suffered a tremendous crash; now it’s stable, but dying. The species is heavily hunted and rare; Rylands says it should be considered Vulnerable, or more. Meritt notes there are not many specimens in museums, despite its immense distribution. The consensus of the group, then, is for Vulnerable.

John M. Aguiar, Center for Applied Biodiversity Science, Conservation International, 1919 M Street NW, Suite 600, Washington, DC 20036, USA. E-mail: <j.aguiar@conservation.org>.



Illustration by Stephen D. Nash.



FIGURE 1. *Bradypus torquatus*.



FIGURE 2. *Bradypus tridactylus*.



FIGURE 3. *Bradypus variegatus*.

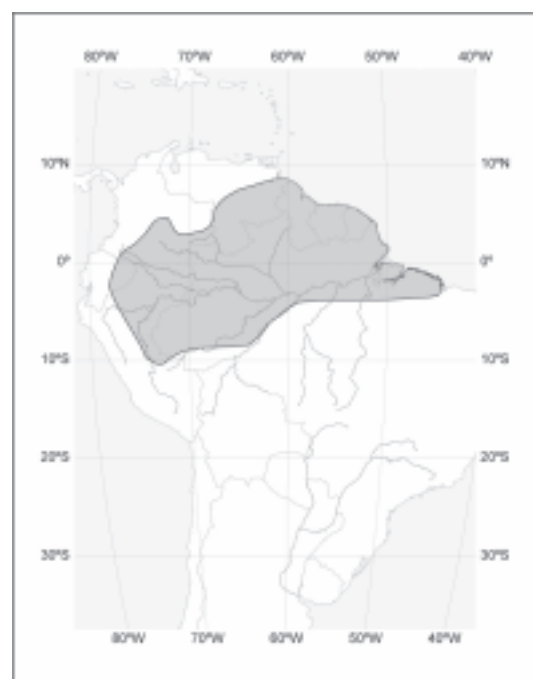


FIGURE 4. *Choloepus didactylus*.

Maps: IUCN Global Mammal Assessment and the Edentate SG.

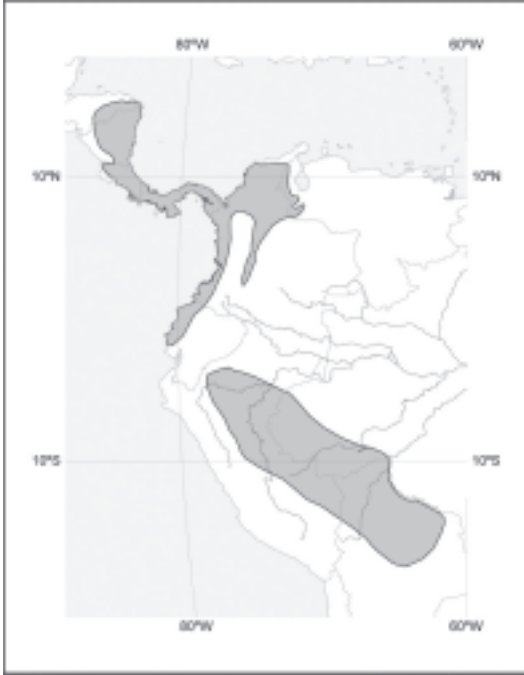


FIGURE 5. *Choloepus hoffmanni*.



FIGURE 6. *Cyclopes didactylus*. Central America detail.



FIGURE 7. *Cyclopes didactylus*. South America detail.



FIGURE 8. *Myrmecophaga tridactyla*. Central America detail.

Maps: IUCN Global Mammal Assessment and the Edentate SG.



FIGURE 9. *Myrmecophaga tridactyla*. South America detail.



FIGURE 10. *Tamandua mexicana*.



FIGURE 11. *Tamandua tetradactyla*.

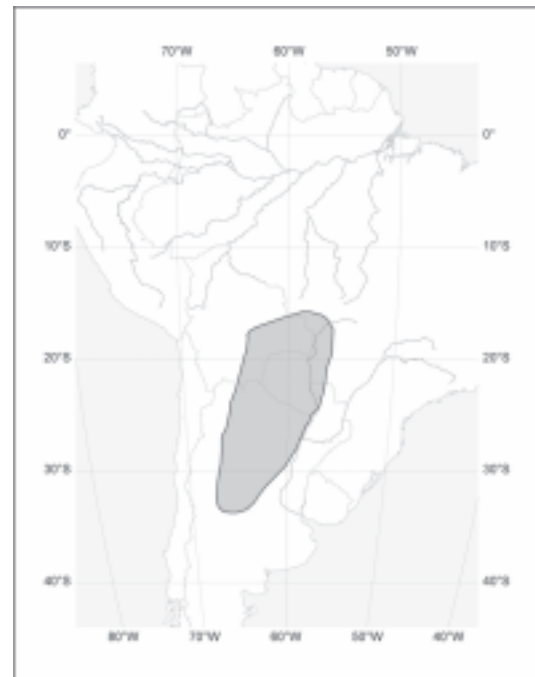


FIGURE 12. *Tolypeutes matacus*.

Maps: IUCN Global Mammal Assessment and the Edentate SG.

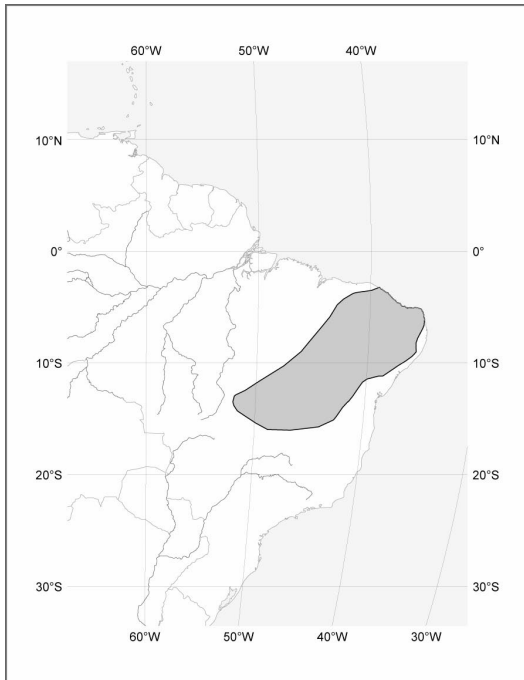


FIGURE 13. *Tolypeutes tricinctus*.



FIGURE 14. *Cabassous centralis*.

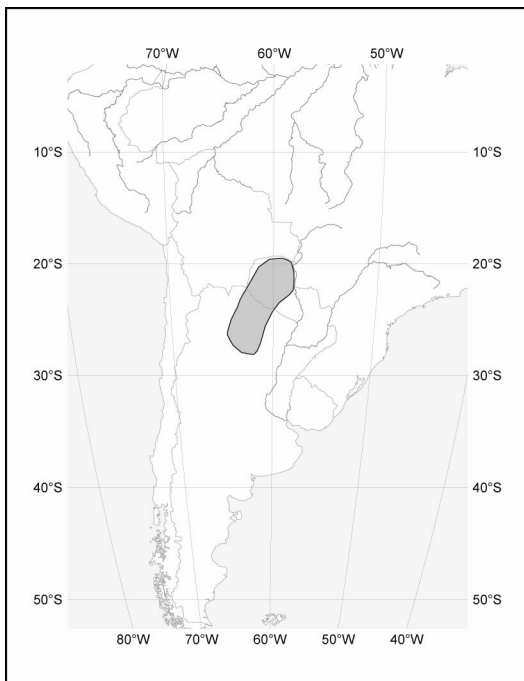


FIGURE 15. *Cabassous chacoensis*.

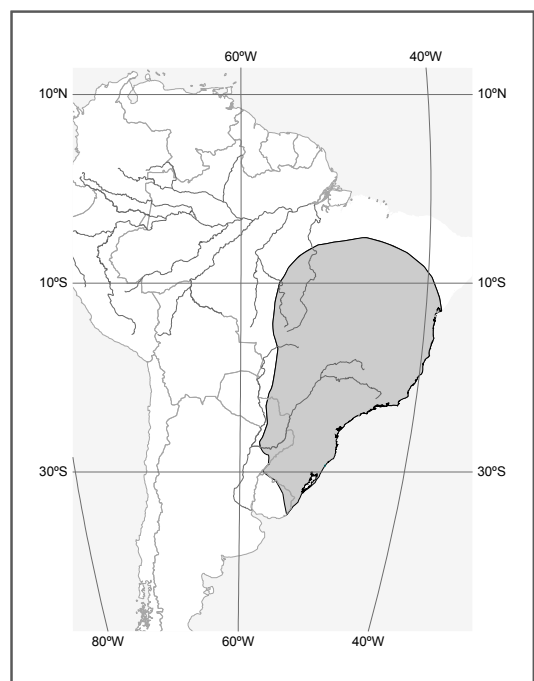


FIGURE 16. *Cabassous tatouay*.

Maps: IUCN Global Mammal Assessment and the Edentate SG.



FIGURE 17. *Cabassous unicinctus*.

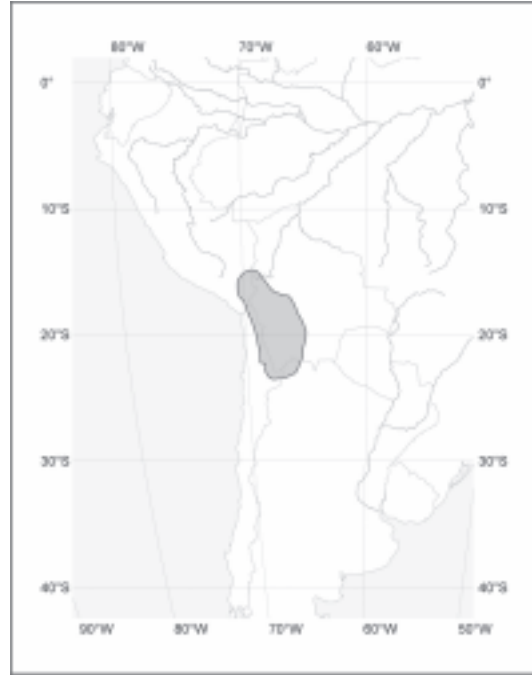


FIGURE 18. *Chaetophractus nationi*.



FIGURE 19. *Chaetophractus vellerosus*.



FIGURE 20. *Chaetophractus villosus*.

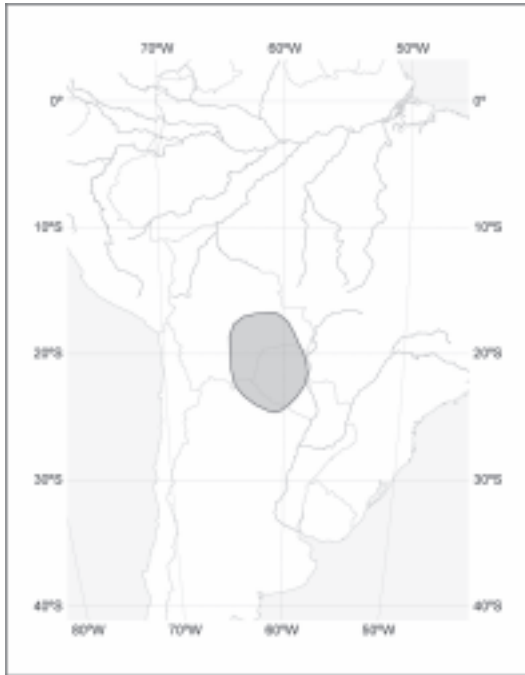


FIGURE 21. *Chlamyphorus retusus*.

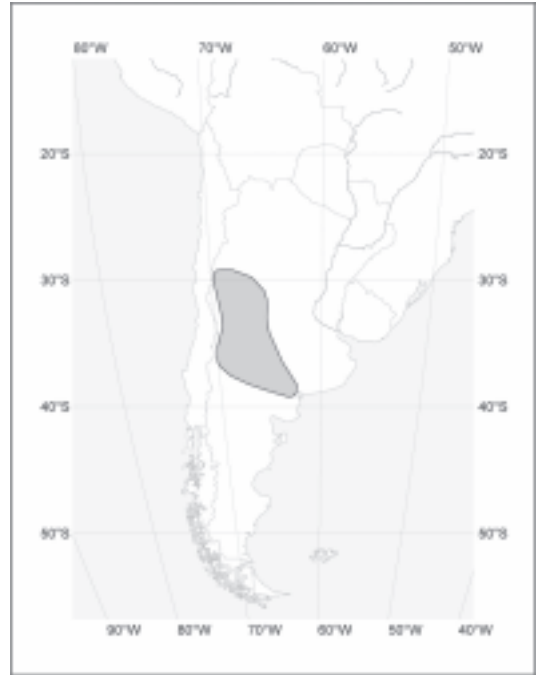


FIGURE 22. *Chlamyphorus truncatus*.



FIGURE 23. *Zaedyus pichiy*.



FIGURE 24. *Dasypus hybridus*.



FIGURE 25. *Dasybus kappleri*.



FIGURE 26. *Dasybus novemcinctus*. South America detail.



FIGURE 27. *Dasybus novemcinctus*. North and Central America detail.



FIGURE 28. *Dasybus pilosus*.

Maps: IUCN Global Mammal Assessment and the Edentate SG.



FIGURE 29. *Dasyus sabanicola*.



FIGURE 30. *Dasyus septemcinctus*.



FIGURE 31. *Euphractus sexcinctus*.



FIGURE 32. *Priodontes maximus*.

Note: No range map was available for *Dasyus yepesi*.

Maps: IUCN Global Mammal Assessment and the Edentate SG.

ARTICLES

The First Hand-Rearing of Larger Hairy Armadillos (*Chaetophractus villosus*) at the Temaikèn Foundation

María Julieta Olocco Diz and Ana Duggan

Temaikèn Foundation, Ruta 25 km 0.7, (1625) Buenos Aires, Argentina.

Introduction

The genus *Chaetophractus*, the hairy armadillos, consists of three species in the family Dasypodidae, which together are distributed from Bolivia to the Straits of Magellan. The larger hairy armadillo, *Chaetophractus villosus*, inhabits southern Bolivia, northern Paraguay and the length of Argentina, excluding the Andes mountains (Parera, 2002). Mating takes place during the spring, and according to Merrett (1983) the gestation period lasts 60-75 days; the litter usually consists of two young, often one male and one female. The young weigh about 155 g at birth and are covered with a soft leathery skin that gradually hardens with age. At birth the ear pinnae are not yet present, and the mouth is closed except for the terminal portion. The nails are usually soft, and they are able to crawl and root in search of milk. They open their eyes after 16-30 days, are weaned at 50-60 days, and reach sexual maturity at nine months. Hairy armadillos are systematically hunted in areas where they burrow extensively in loose farm soil; their flesh is thought to be good and is frequently eaten by people (Nowak, 1999).

As of December 2002, the Temaikèn Foundation had a total of four adult *Chaetophractus villosus* (2.2.0) in their captive facility. On December 28, 2002, a primiparous female delivered two infant males in the exhibition area. Nervous and inexperienced, the mother mistreated her pups and seriously injured one of them, and so the decision was made to remove them for hand-rearing in the Temaikèn nursery. On arrival, the injured

infant showed almost no vital signs. It had been strongly tossed around, and presented various bruises throughout the body; it also had been bitten on the head and its lower mandible was dislocated. It was revived by means of CPR and placed in a human isolette with oxygen. Wounds were disinfected with iodine solution (Pervinox[®] 10%).

Materials and Methods

As soon as the pups arrived at the nursery, they were put into an incubator (human isolette) at 33°C (91.4°F) in order to increase their body temperature, as both were suffering from hypothermia. At birth they weighed 118.53 g and 108.33 g. They were put inside the same plastic container and covered with a warm cotton cloth. The following day, as the pups began to thermoregulate on their own, the isolette temperature was decreased until it reached room temperature (26°C / 78.8°F). At this point they were put inside a hard plastic box (120 x 100 x 60 cm) with wheat straw as a bedding substrate and a heat lamp at one of the corners, giving the pups the option of moving away or towards the heat source. After day 39, the pups were taken outside for sunbathing and exercising when weather permitted.

Nursery logs were set up to record date, time of day, weight (precision scale used: Model Moretti[®] OAC-2.4: max. weight: 2.4 kg, accuracy: 0.2 g), formula offered, amount offered, amount consumed, stool and urine (characteristics and frequency) and overall behaviour of the animal at feeding. The pups were weighed before each feeding.

Initially the pups were syringe-fed with an artificial nipple adapted to the tip of the syringe. These nipples were custom-made from latex by nursery staff to approximate the shape and size of the dam's nipple. After finding the pups showed a good suckle reflex, they were fed using the same nipples but with a small plastic eyedropper instead of a syringe.

The young were fed a commercially prepared powdered milk replacer (Esbilac[®] powder,

PetAg, Inc.). The formula was diluted 1:2 with water and warmed to 36°C (96.8°F). The formula averaged 35% protein (DMB) and 44.33% fat (DMB). Initially the pups were given twelve feedings daily, one every two hours around the clock. From day 4 to day 18 they were receiving just eight feedings around the clock. From day 18 onwards, feedings began at 6:00 am and ended at midnight. By approximately day 48, the pups were receiving chopped apples and bananas, and

by day 56 they were eating complete feed for adult dogs (PRO PAC® Mini-Chunk) mixed with banana and milk replacer. They were taking formula every four hours, and from day 66 to day 72 they received milk every six hours, until 10:00 pm. At day 74 they had just two daily milk feedings, and by day 76 they were weaned.

Results

The newborn pups weighed 113.43 g on average. Their mean milk consumption during the first month was 15.22% of body weight on an as-fed basis and they gained 11.52 g/day. During the second month the milk consumption was 8.48% of body weight on an as-fed basis and they gained 18.54 g/day. During the fifteen days prior to weaning, this consumption dropped to 4.05% of body weight on an as-fed basis and they gained 13.56 g/day.

The following events were recorded during the hand-rearing process (see numbered reference points in Fig. 2):



FIGURE 1. Hand-feeding an infant *Chaetophractus villosus*.

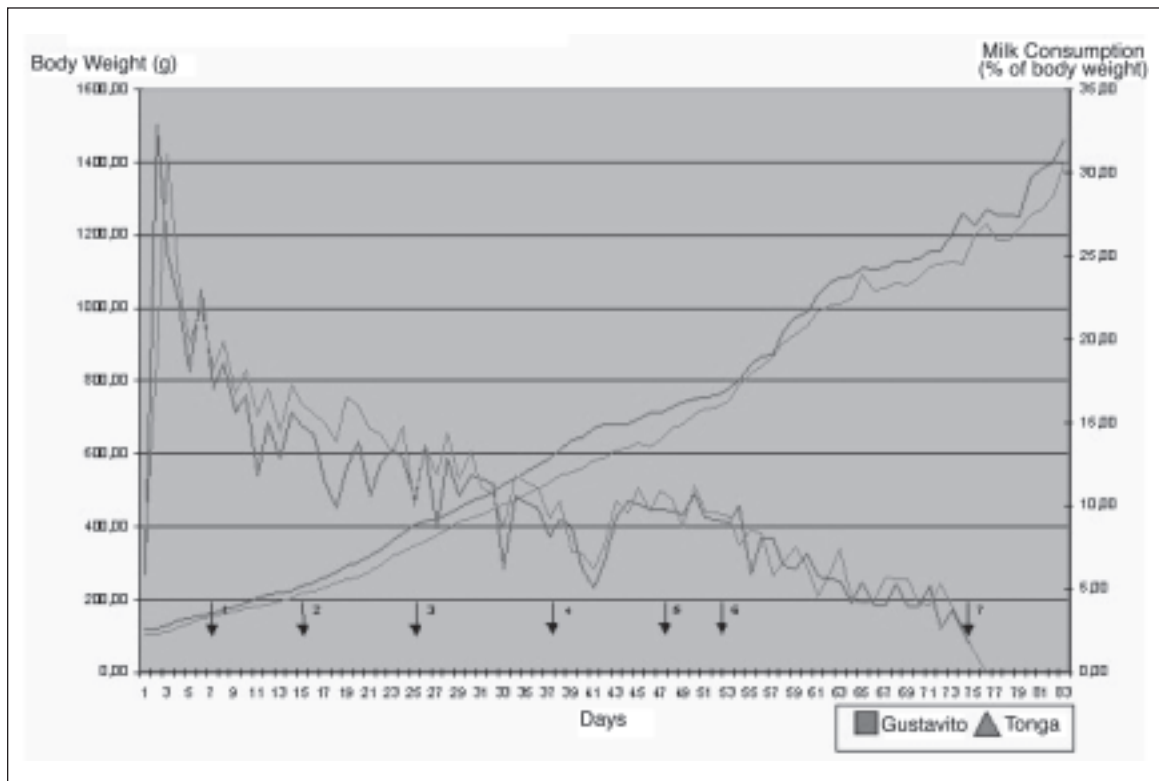


FIGURE 2. Daily weight gain and milk consumption in two hand-reared *Chaetophractus villosus*.

Day 08 – hairs begin to grow on body ¹
Day 15 – stools are found in between feedings without stimulation ²
Day 26 – they begin to open their eyes ³
Day 39 – they are taken outdoors for the first time ⁴
Day 48 – they begin eating solids ⁵
Day 56 – they begin eating complete feed for dogs ⁶
Day 76 – they are weaned ⁷

Discussion

In most mammals there may be little or no weight gain in the first 48 hours after birth, and it is not uncommon for infants to present even a significant loss of weight, up to 10% of total body weight (Gage, 2002). In this case there was a small loss (2.5%) in just one of the young.

Once the pups adjusted to their diets and sleeping arrangements over their first few days, they began to show a daily weight gain, steady for all but a few days. The logs of milk consumption show an irregular pattern (Fig. 2), which was probably due to an uneven number of feedings per day, caused by delays and confusion in the schedule of the caretakers, as well as their inexperience with raising infant armadillos.

According to records of the Poznan Zoo in Poland (Ratajszczak and Trzesowska, 1997) young start moving outside the nest at the age of 30 days, and take solid food from day 35 onwards. Even though Temaikèn's hand-reared pups began sunbathing at day 39, they did not begin taking solid food until day 48. This delay in the solid consumption was due to the inexperience of the staff that developed the armadillo hand-rearing program, and affected the growth rate of the infants around their fortieth day (Fig. 2).

Meritt (1994) commented that edentates in captivity have an especially difficult time making the transition from a liquid to solid adult diet, more so than any other mammal he has worked with. In this case the young had a very slow transition, and were weaned at the comparatively late age of 76 days. Merrett (1983) stated that weaning

in hairy armadillos should be between 50 to 60 days of age.

In April 2003, the same female delivered two male pups which were parent-reared. At 16 days of age, the two pups weighed an average of 318.5 g. In general, hand-reared offspring develop more slowly than those which are parent-reared (Beekman *et al.*, 1999; Gage, 2002), and our hand-reared infants were 26% lighter at the same age, averaging 234.95 g.

Our first attempt to hand-raise armadillo pups was successful, but we have had no other cases to streamline our protocol. We recommend that husbandry information should be shared among zoos to improve the hand-rearing of edentates.

Acknowledgements: Special thanks to Viviana Quse (Senior Veterinarian) for helping us with corrections to this paper, and to Sergio Feo (Chief Keeper) for providing the data on the parent-reared infants.

References

- Beekman, S. P. A., Kemp, B., Louwman, H. C. M. and Colenbrander, B. 1999. Analyses of factors influencing the birth weight and neonatal growth rate of cheetah (*Acinonyx jubatus*) cubs. *Zoo Biology* 18(2): 129–139.
- Gage, L. J. 2002. *Hand-Rearing Wild and Domestic Mammals*. Iowa State Press, Iowa.
- Meritt, D. A. 1994. *Hand-Rearing Edentates – Infant Diet Notebook*. AZA Animal Health Committee, American Zoo and Aquarium Association (AZA), Maryland and West Virginia.
- Merrett, P. K. 1983. Edentates. Project for city and guilds: Animal management course, Guernsey, pp. 39–48. Zoological Trust of Guernsey, British Isles.
- Nowak, R. M. 1999. *Walker's Mammals of the World*. Vol. 1. The Johns Hopkins University Press, Baltimore.
- Parera, A. 2002. *Los Mamíferos de la Argentina y la Región Austral de Sudamérica*. Editorial El Ateneo, Buenos Aires.

Ratajszczak, R. and Trzesowska, E. 1997. Management and breeding of the larger hairy armadillo, *Chaetophractus villosus*, at Poznan Zoo. *Der Zoologische Garten* 67(4): 220–228.

Crianza en Cautiverio de Perezoso de Dos Dedos (*Choloepus didactylus*)

Lizette Bermúdez Larrazábal

Jefe de Fauna del Parque Zoológico Huachipa, Lima, Perú.
Correo electrónico: <lizbermudez@hotmail.com>.

Introducción

Los Xenarthra son considerados como el orden más variado de mamíferos ya que agrupa animales de morfologías, comportamientos y hábitats completamente diferentes. Se conocen tres morfologías distintas que corresponden a los armadillos, hormigueros y perezosos distribuidos en 4 familias, 13 géneros y 29 especies (Tirira S., 1999). Los Xenarthra radiaron en Sudamérica durante el Terciario cuando este continente se encontraba aislado de los otros; esto dio lugar a la existencia de formas gigantes extintas, como gliptodontes y los perezosos gigantes (Delsuc *et al.*, 2002). Muchos grupos de Xenarthra se desarrollaron satisfactoriamente en América Central y Norteamérica después de su migración durante el Plioceno, en la actualidad podemos encontrar una sola especie que llega hasta Norteamérica, el armadillo de nueve bandas (*Dasypos novemcinctus*).

Los perezosos de dos dedos están restringidos a América Central y Sudamérica y pertenecen a la familia Megalonychidae que incluye un solo género con dos especies, *Choloepus didactylus* y *Choloepus hoffmanni* (Nowak, 1997), ambas presentes en el Perú. El rasgo característico de esta familia es la presencia de dos fuertes garras en los miembros anteriores y tres en las posteriores. El pelaje es denso y largo, aproximadamente 100 mm en el dorso (Tirira S., 1999), con presencia de algas en las épocas húmedas. La fórmula dental es 5/4 en un lado, con un total de 18 dientes (Nowak, 1997). Mayormente se alimentan de hojas pero también incluyen frutos, brotes y algu-

nos pequeños vertebrados en su dieta (Esbérard, 2001). Son de hábitos nocturnos y solitarios, uniéndose únicamente con su pareja durante la época de apareamiento (Tirira S., 1999). Estos animales poseen la mayor variación de temperatura que cualquier otro mamífero, en rangos que oscilan entre los 24°C a los 33°C (Nowak, 1997). *Choloepus didactylus* puede ser distinguido de *C. hoffmanni* por la coloración del pelaje, presentando el primero un color homogéneo en el dorso y pecho. En el Perú existe una gran cantidad de crías de perezosos que son entregados en custodia por el Instituto Natural de Recursos Naturales – INRENA a instituciones como zoológicos y zoológicos. La mayoría de estos individuos son extraídos de la selva amazónica para ser criados en la capital como mascotas. Sin embargo, el poco conocimiento de la especie y la falta de información provoca que la crianza en cautiverio sea poco exitosa provocando la muerte de las crías.

Materiales y Métodos

En este trabajo se monitoreó el crecimiento de dos crías hembras de perezoso de dos dedos (*Choloepus didactylus*) de dos y cuatro meses de edad. Ambos animales llegaron al zoológico “Parque de las Leyendas” rescatados por el Instituto de Recursos Naturales – INRENA, procedentes del tráfico de animales silvestres. En el año 2001 el zoológico recibió a “Wendy,” con aproximadamente cuatro meses de edad, originaria de Pucallpa y en el año 2002 se recibió a “Pelusa,” con aproximadamente dos meses de edad, originaria de Tingo María. “Wendy” llegó con un peso de 900 g y con 29.5 cm de longitud corporal, mientras que “Pelusa” ingresó con un peso de 766.5 g y con 22 cm de longitud corporal. Ambos animales fueron alojados en un área denominada “crianza” y mantenidos en una incubadora a 37°C con 98% de humedad; posteriormente fueron transferidos a una caja de material aislante térmico, dentro de un recinto con temperatura media de 30°C. Durante los primeros meses ambos animales fueron llevados a casa para su alimentación durante la noche y regresados al día siguiente en la mañana. Se colectaron datos de peso (después de que el animal miccionaba y defecaba), así como

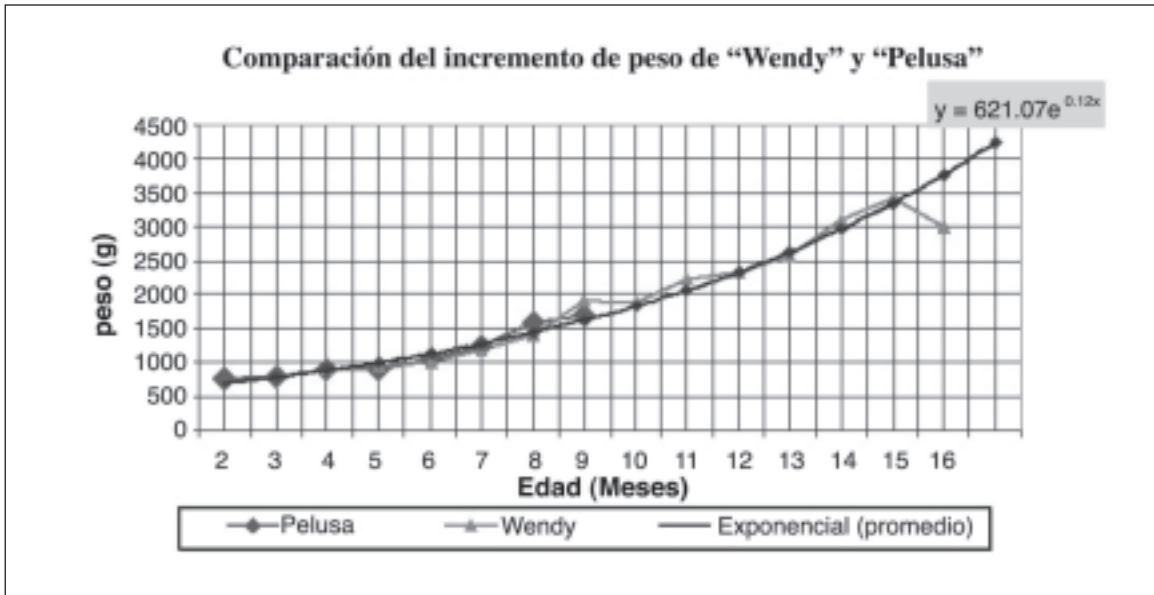


FIGURA 1. Ganancia de peso de duas crías de *Choloepus didactylus*.

datos de frecuencia de micción y defecación, aceptación de la dieta ofrecida, comportamiento y complicaciones veterinarias más comunes. Los datos para "Pelusa" fueron registrados durante ocho meses mientras que los de "Wendy" se registraron en un período de 13 meses.

Resultados

Ganancia de peso

Las curvas de ganancia de peso para ambas crías describen una curva de tendencia exponencial, cuya fórmula es: $y = 621.07 e^{0.12x}$.

Frecuencia de micción y defecación

"Pelusa" defecó y orinó al quinto día después de su llegada al zoológico. Posteriormente la micción y defecación fue periódica. "Wendy" orinó el primer día que llegó y defecó al tercer día de su llegada. La frecuencia de micción y defecación fue de dos a tres días, siendo que las dos evacuaciones ocurrían al mismo tiempo y generalmente en la noche. Por ningún motivo las crías defecaban en el lugar que usaban como descanso (caja de material aislante térmico) y cuando "Wendy" fue trasladada a exhibición se observó que orinaba y defecaba en un solo lugar, para lo cual bajaba del árbol o percha donde se encontraba.

Dieta y aceptación de la dieta

Debido a que "Wendy" llegó primero al zoológico, fue necesario probar diversos alimentos y determinar el grado de aceptación a los mismos (Tabla 1). Algunos componentes de la dieta fueron seleccionados de otras dietas descritas para la especie, utilizadas en otros zoológicos (Meritt, 1973; McCrane, 1966; Avey-Arroyo, 2002), sin embargo se probaron nuevos componentes, sustituyendo a aquellos que no se encontraban con facilidad en nuestro país.

Durante el primer mes se alimentó a "Wendy" cada tres horas con fórmula láctea (ver Tabla 2) y comida de manera intercalada; en esta dieta se utilizó el alimento de mayor aceptación (pera o durazno) como cebo para que la fibra fuera aceptada. Durante el segundo y tercer mes la fórmula láctea se cambió por una papilla y se disminuyó la frecuencia de alimentación hasta cuatro veces al día; en la comida se le adicionó mayor cantidad de fibra. Del cuarto al séptimo mes se le incorporó mayor cantidad de fibra a la papilla, la cual fue fácilmente aceptada. Finalmente, se llegó a una dieta rutinaria (Tabla 2), disminuyendo la frecuencia a tres veces al día, ya que el animal ya no era llevado a casa para ali-

TABLA 1. Aceptación de alimento por “Wendy.” Completa: el animal rápidamente lo consume sin ningún problema. Baja: el animal lo consume pero con dificultad. No aceptado: el animal no lo consume.

Alimento	Medida de Aceptación		
	Completa	Baja	No Aceptado
Piña	X		
Papaya			X
Pera	X		
Manzana	X		
Durazno	X		
Mango		X	
Chirimoya		X	
Melón			X
Uva		X	
Plátano			X
Tomate	X		
Mandarina		X	
Choclo		X	
Espinaca		X	
Acelga		X	
Lechuga		X	
Zanahoria	X		
Zapallo	X		
Zapallo italiano	X		
Clara de huevo sancocado	X		
Concentrado para perro	X		

mentarlo de noche. Actualmente se le dá la misma dieta, dos veces al día.

Desde su arribo “Pelusa” fue alimentada con fórmula láctea y con algunas verduras y frutas rayadas, cada tres horas. A partir de los tres meses se le fue adicionando mayor cantidad de verduras y hojas enteras. Este individuo tuvo una fácil aceptación por la dieta rutinaria que recibía “Wendy,” por lo que no se tuvieron que probar muchas dietas en ella (Tabla 3). En ambos ejemplares se observó una predilección por un solo tipo de alimento; en el caso de “Wendy” fue por el durazno y para “Pelusa” fue la lechuga. Adicionalmente a la dieta ambos animales recibieron un suplemento de vitamina D (Raquiferol) y hierro (Ferrovite en gotas) cada 15 días.

Comportamiento

Ninguna de las crías mostró mucha actividad durante el día o la noche hasta que cumplieron cuatro meses y medio aproximadamente, pasando la mayor cantidad de tiempo durmiendo en una caja de material aislante térmico y con ambas extremidades cogidas de una almohada. Sólo se despertaban cuando tenían hambre, emitiendo un sonido de llamado. Durante este tiempo los animales fueron alimentados y acicalados por los padres sustitutos. Pasado este periodo, el com-

TABLA 2. Dietas recibidas por “Wendy.”

Mes	Dieta	Frecuencia
Primero	Fórmula: Proteína en polvo (PVM), leche de soya (Isomil), 3 cereales (Cerelac), antifatulento (Simflat), vitaminas (Octavitan). Comida: zanahoria, espinaca, caucho y pera o durazno.	Cada tres horas
Segundo y Tercero	Papilla: concentrado para perro (Alpo), Proteína (P75), 3 cereales (Cerelac), vitacalcio, antifatulento (Simflat), vitaminas (Octavitan). Comida: zanahoria, zapallo, zapallo italiano, acelga, espinaca, lechuga, caucho, clara de huevo. Fruta: pera, manzana o durazno.	Cuatro veces al día (mañana, mediodía, tarde y noche)
Cuarto-Séptimo	Papilla: concentrado para perro (Alpo), acelga, espinaca, lechuga, caucho, vitacalcio, antifatulento (Simflat), vitaminas (Octavitan). Comida: zanahoria, zapallo, zapallo italiano, acelga, espinaca, lechuga, caucho, clara de huevo. Fruta: pera, manzana o durazno.	Cuatro veces al día (mañana, mediodía, tarde y noche)
Octavo-Treceavo	Papilla: concentrado para perro, acelga, espinaca, lechuga, caucho. Comida: zanahoria, zapallo, acelga, espinaca, lechuga, caucho, choclo y manzana.	Tres veces al día (mañana, mediodía, tarde). La papilla es ofrecida tres veces por semana.

TABLA 3. Aceptación de alimento por “Pelusa.” Completa: el animal rápidamente lo consume sin ningún problema. Baja: el animal lo consume pero con dificultad. No aceptado: el animal no lo consume.

Medida de Aceptación			
Alimento	Completa	Baja	No Aceptado
Piña	No fue probado		
Papaya	No fue probado		
Pera	X		
Manzana	X		
Durazno	X		
Mango	No fue probado		
Chirimoya		X	
Melón			X
Uva		X	
Plátano	No fue probado		
Tomate	No fue probado		
Mandarina	No fue probado		
Choclo	No fue probado		
Espinaca	X		
Acelga	X		
Lechuga	X		
Zanahoria	X		
Zapallo	No fue probado		
Zapallo italiano	No fue probado		
Clara de huevo sancochado	X		
Concentrado para perro	X		

portamiento nocturno se incrementó, las crías comenzaron a buscar donde colgarse, para lo cual se les colocaron diversas ramas. Al principio no intentaron caminar por las ramas, sólo se sostenían con los miembros anteriores, pero después de unos días lograron caminar sin problemas. El consumo de alimento se incrementó durante la noche, consumiendo los mismos tipos de alimento y colgándose con los miembros inferiores en contra de la gravedad. Durante el día la actividad fue disminuyendo pasando una mayor cantidad de tiempo descansando en la caja. Algunas veces al percibir olores extraños se observó una conducta agresiva la cual se caracterizó porque los animales mostraban los dientes y dejaban libre un brazo para dar un zarpazo. Inferimos que estos animales reconocen a sus madres por el olor, teniendo en cuenta que la primera reacción de los animales ante la presencia de una persona era acercársele y olfatearla; si esta le resultaba extraña, ellos mostraban una conducta de agresión. Por otro lado, cuando la persona era identificada como la madre sustituta, el animal no mostraba ningún comportamiento agresivo, buscando en algunos casos treparse a ella.

En el transcurso de la crianza se pudo realizar un pequeño etograma de la especie la cual se describe en la Tabla 4.

TABLA 4. Etograma de *Choloepus didactylus*.

Nombre del Patrón <i>Patrones visuales</i> a) Corporal	Símbolo	Descripción (d) y Frecuencia (f)	Función	Motivación
Acurrucar	ACU	d. El animal duerme abrazado a algo que semeje su madre o asimismo, con los miembros posteriores y anteriores cruzados f. Frecuentemente de día cuando es invierno o cuando son crías	Descanso	Buscar la protección de la madre cuando es cría y buscar calor cuando es adulto
Dormir	DOR	d. El animal duerme con miembros posteriores y anteriores estirados f. Frecuentemente de día	Descanso	Descansar relajado
Caminar	CAM	d. El animal se desplaza en el suelo con los cuatro miembros doblados hacia la parte interna f. Rara vez	Traslado de una percha a otra más alejada	Cuando se siente en situación de peligro y quiere huir

continua

TABLA 4, continuado

Nombre del Patrón Patrones visuales a) Corporal	Símbolo	Descripción (d) y Frecuencia (f)	Función	Motivación
Colgarse	COLG	d. El animal se desplaza colgado de los cuatro miembros y con la cabeza colgada f. Frecuentemente	Desplazamiento	Cuando quiere trasladarse de un lugar a otro
Suspender anterior	SUSan	d. El animal se encuentra colgado solamente de los miembros anteriores f. Frecuentemente	“Break”	Cuando quiere colgarse de una rama o percha
Suspender posterior	SUSpos	d. El animal se encuentra suspendido en forma invertida colgado de los miembros posteriores f. Ocasionalmente	Alimentación	Cuando quiere coger su comida
Sentarse	SEN	d. El animal se encuentra sentado con la espalda curva y los brazos relajados f. Ocasionalmente	Explorar	Cuando quiere coger su comida o algún otro objeto que llame su atención
Balanceo	BAL	d. El animal se encuentra colgado con ambos miembros con la boca abierta mostrando los dientes y se balancea de atrás para adelante f. Ocasionalmente	Agresión	Cuando quiere intimidar o agredir
Ataque	ATA	d. El animal se encuentra colgado con la boca abierta mostrando los dientes y con uno de los miembros anteriores da un zarpazo f. Ocasionalmente	Ataque	Cuando ataca a otro individuo
Defecar	DEF	d. El animal baja de del árbol o percha y colgado verticalmente empieza a defecar f. Frecuentemente	Defecar y orinar	Defecar y orinar
b) Gestual				
Bostezar	BOS	d. Saca la lengua, abre la boca y cierra los ojos f. Frecuentemente	No definido	Cuando el animal está agotado o antes de dormir
Oler	OLR	d. Con la boca cerrada el animal mueve la nariz f. Frecuentemente	Olfación	Cuando el animal se siente atraído por un olor en particular
Abre boca	BOC	d. El animal abre la boca y muestra los dientes f. Frecuentemente	Agresión	Cuando quiere intimidar
Vocalizaciones				
mmmah - mmmah		Sonido mono-sílabo, generalmente es repetido 2 veces	Llamado	Cuando tiene hambre o se siente solo
fuf – fuf – fuf		Sonido corto y repetitivo	Agresión	Cuando ataca o amenaza
crack-crack		Sonido que realiza al rozar los dientes	Ramoneo	No definido

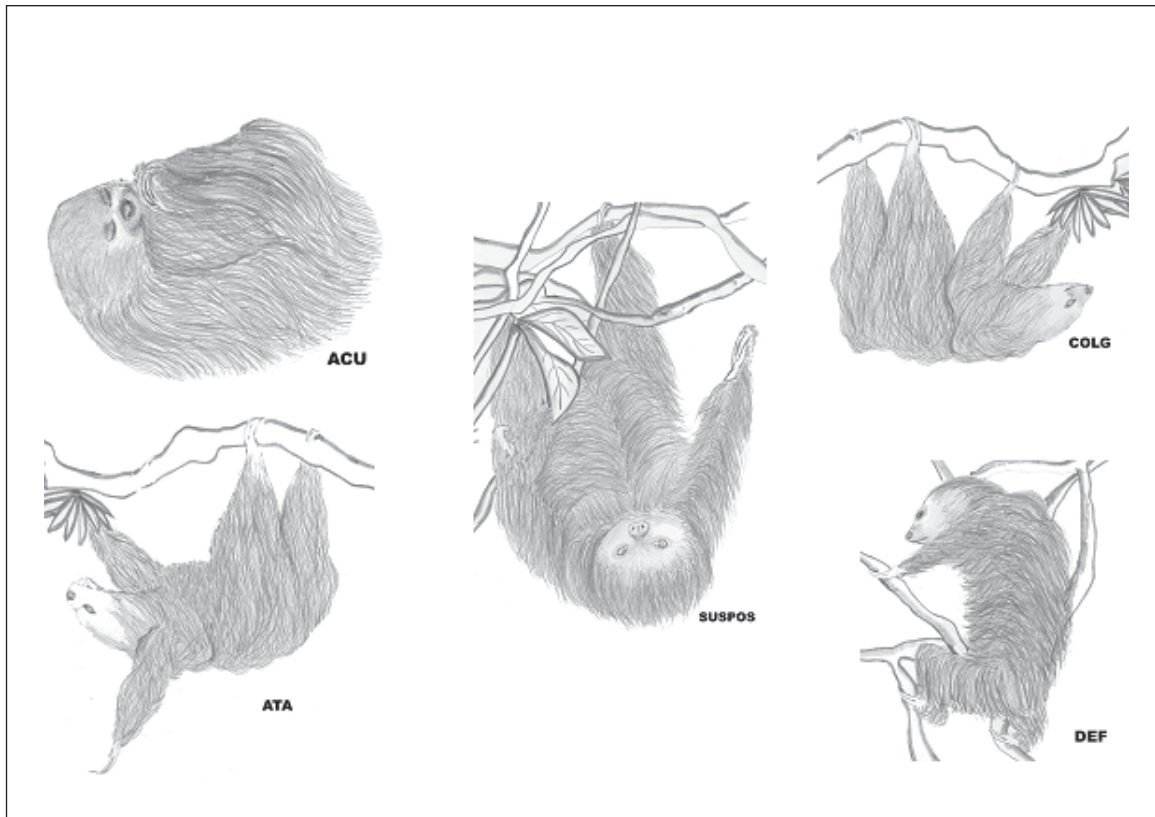


FIGURA 2. Posiciones del perezoso de dos dedos. **ACU** = acurrucarse; **ATA** = ataque; **SUSPOS** = suspender posterior; **COLG** = colgarse; y **DEF** = defecar.

Complicaciones veterinarias

Durante el tiempo de crianza se pudieron observar algunas complicaciones veterinarias en las crías como: timpanismo, diarrea, problemas en la piel, e hipo. El timpanismo era muy frecuente en un inicio, posiblemente por el alimento y la posición en la que comían; es por ello que se comenzó a adicionar un antiflatulento (Simflat) en la dieta lo cual ayudó mucho a resolver este problema. También presentó resequedad en la piel, por ello constantemente se les frotaba con vitaminas A, E y selenio en pasta (Mucovit), para mantener la piel húmeda. Tanto la diarrea como el hipo se presentaron ocasionalmente y una sola vez “Pelusa” tuvo un problema respiratorio, el cual fue tratado inmediatamente.

Discusión

Debido a que la especie es muy sensible a los cambios de temperatura (Nowak, 1997) y a que tienen un metabolismo tan lento, es difícil saber rápida-

mente y a ciencia cierta si el protocolo de crianza es el adecuado o no; es por eso que los datos colectados durante el proceso de crianza tienen que ser tomados durante un tiempo prolongado y por la misma persona, para visualizar resultados. Comparando los datos de peso obtenidos, con los obtenidos mediante la fórmula, se puede observar que los ocho primeros meses de edad los datos se encuentran 100 g por debajo del peso ideal, ocurre lo mismo si los comparamos con datos obtenidos del registro de la crianza de perezosos en Caribe Sloth Rescue and Rehabilitation Center en Costa Rica (Avey-Arroyo, 2002). Sin embargo esta disminución puede no ser significativa, ya que podría deberse a que los individuos se están adaptando a la dieta en cautiverio; por otro lado, se cree que los individuos de esta especie son más vulnerables durante los primeros ocho meses de edad debido a que su requerimiento proteico es mayor ya que se quedan con la madre hasta los ocho-nueve meses en vida silvestre (Veselovsky, 1966).

Se han probado diversas dietas y fórmulas para el mantenimiento de esta especie en cautiverio (Meritt, 1973; McCrane, 1966; Avey-Arroyo, 2002) es por ello que se optó por probar una serie de alimentos y determinar el grado de preferencia que el individuo tenía hacia ellos. El uso de alimentos cebo es adecuado porque permite incrementar nuevos insumos a la dieta y que estos sean aceptados por el individuo sin mayores problemas. El presente trabajo describe pocos patrones de conducta debido a la edad de los individuos y a la dificultad de seguir su comportamiento durante la noche, hora en la cual son más activos; sin embargo se describen los patrones más comúnmente observados en la especie. A pesar de ser animales bastante silenciosos se pudieron determinar tres patrones auditivos. No obstante, para el ramoneo no se pudo determinar su contexto, ya que lo realizaba en cualquier momento y sin ningún motivo aparentemente. Durante todo el tiempo de la crianza, los perezosos no presentaron enfermedades serias, las pocas molestias que presentaron fueron rápidamente superadas y no afectaron el desarrollo normal de las crías. Una de las afecciones más frecuentes fue el timpanismo, común en estas especies (Messias-Costa, 2001). Es necesario tener en cuenta que el tratamiento y manejo veterinario de estas especies es difícil y requiere mayores estudios.

Conclusiones

Podemos concluir que la crianza de estos dos perezosos fue exitosa y el desarrollo fue muy similar para ambos individuos. Para la crianza de cualquier animal se deben ser tomados en cuenta parámetros mínimos como crecimiento, ganancia de peso, alimentación recibida y comportamiento, para determinar el éxito de una crianza. En el caso particular de los perezosos, los datos deben ser tomados en un periodo prolongado para ver resultados. El éxito de la crianza en cautiverio nos permite dar una oportunidad de vida a los individuos del mismo modo contribuimos al conocimiento de la biología de la especie.

Referencias

- Avey-Arroyo, J. 2002. Sloths. En: *Hand-Rearing Wild and Domestic Mammals*, L. J. Gage (ed.), pp. 81–89. Iowa State Press, Iowa.
- Delsuc, F., Scally, M., Madsen, O., Stanhope, M. J., de Jong, W. W., Catzeflis, F. M., Springer, M. S. y Douzery, E. J. P. 2002. Molecular phylogeny of living Xenarthrans and the impact of character and taxon sampling on the placental tree rooting. *Mol. Biol. Evol.* 19(10): 1656–1671.
- Esbérard, C. 2001. Biology and captive management of sloths. En: *Biology, Medicine, and Surgery of South American Wild Animals*, M. E. Fowler y Z. S. Cubas (eds.), pp. 245–246. Iowa State Press, Iowa.
- McCrane, M. P. 1966. Birth, behavior and development of a hand-reared two-toed sloth, *Choloepus didactylus*. *Intl. Zoo Ybk.* 6: 187–189.
- Messias-Costa, A. 2001. Medicine and neonatal care of sloths. En: *Biology, Medicine, and Surgery of South American Wild Animals*, M. E. Fowler y Z. S. Cubas (eds.), pp. 247–249. Iowa State Press, Iowa.
- Meritt Jr., D. A. 1973. Edentate Diets. II. Two-Toed Sloths. *Intl. Zoo Ybk.* 23(4): 543–545.
- Nowak, R. M. 1997. *Walker's Mammals of the World*. Fifth Edition. Johns Hopkins University Press, Baltimore.
- Tirira S., D. 1999. *Mamíferos del Ecuador*. Publicación Especial 2. Museo de Zoología. Centro de Biodiversidad y Ambiente, Pontificia Universidad Católica del Ecuador y Sociedad para la Investigación y Monitoreo de la Biodiversidad Ecuatoriana (SIMBIOE), Quito.
- Veselovsky, Z. 1966. A contribution to the knowledge of the reproduction and growth of the two-toed sloth, *Choloepus didactylus*, at the Prague Zoo. *Intl. Zoo Ybk.* 6: 147–153.

Diet of the Yellow Armadillo, *Euphractus sexcinctus*, in South-Central Brazil

Júlio C. Dalponte

Departamento de Ciências Biológicas, Universidade do Estado de Mato Grosso, Nova Xavantina 78690-000, Mato Grosso, Brazil.

José A. Tavares-Filho

Faculdade de Filosofia, Ciências e Letras, Universidade de São Paulo, Ribeirão Preto, 14040-903, São Paulo, Brazil.

Introduction

The 21 species of armadillos (Dasypodidae, Xenarthra) show a remarkable variation in size, geographic distribution and feeding patterns, and can be divided into four groups according to their dietary specializations: carnivore/omnivore (*Chaetophractus*, *Euphractus* and *Zaedyus*), generalist insectivore (fossorial) (*Chlamyphorus*), generalist insectivore (terrestrial) (*Dasypus*), and specialist insectivore (ants and termites) (*Priodontes*, *Cabassous* and *Tolypeutes*) (Redford, 1985).

The three genera of hairy armadillos, the carnivore/omnivores, show temporal and geographic variation in their diet which is more pronounced than in the other three feeding groups (Redford, 1985). Detailed and systematic studies on the diet of the carnivore/omnivores in natural conditions are needed for finer analyses of their patterns of trophic specialization. While research is wanting on the feeding ecology of nearly every edentate species (Redford, 1994), a notable exception among the hairy armadillos is Greigor's (1980) study on *Chaetophractus vellerosus* in northwestern Argentina. *C. vellerosus* combines an insectivorous diet with substantial intake of plant matter, especially *Prosopis* pods, in the winter.

The yellow armadillo, *Euphractus sexcinctus*, is the largest member of the carnivore/omnivore group and consumes many types of animal prey, including carrion, small vertebrates, ants (adults, larvae and cocoons), and plant matter such as fruits and tubers (Redford, 1985; Redford and Eisenberg, 1992; Bezerra *et al.*, 2001). Plant matter (espe-

cially fruit) makes up a major portion of the diet in the Pantanal region of Brazil (Schaller, 1983).

Euphractus sexcinctus is a common species ranging from central and eastern Brazil through Paraguay, eastern Bolivia and northern Argentina (Redford and Wetzel, 1985). It occurs in a wide variety of biomes, including the Amazon, Caatinga, Cerrado, Pantanal, Chaco and the Atlantic Forest (Silva-Júnior and Nunes, 2001). Within these biomes it most often inhabits savannas, forest edges and *campos cerrados*, a type of *cerrado* in which trees are absent and shrubs form an open layer (Eiten, 1979). The biomass of this species was estimated to be approximately 19 kg/km² for dry forest, flooded grassland, and open savanna in the Brazilian Pantanal (Schaller, 1983). In northeastern São Paulo it comprises 37% of total mammal road kills, or 2.56 kg/km, according to a survey of paved highways in the region (J. A. Tavares-Filho, unpubl. data; see below). In this study we examine the diet of the yellow armadillo and compare the results with available data on this species and other armadillos in the carnivore/omnivore group.

Methods

The interior of the state of São Paulo is presently covered with a mosaic of cattle pasture, cultivated fields (mainly sugar cane, cereals and fruit) and exotic plantations of *Pinus* and *Eucalyptus*. Scattered patches of *cerrado* and mesophytic semideciduous forest (*sensu* Rizzini, 1963) are still found in the interior of the state. The northeast of São Paulo is one of the most intensively cultivated areas of the state. Troppmair (1975) classifies the climate as Cwa according to Köppen (1936), characterized by a rainy season in the summer and a dry season in the winter; the rainfall varies between 1100 and 1300 mm, with a period of drought from May to September, and July being the driest month (Caldarelli and Neves, 1981).

From January 1981 to April 1984, 74 specimens of *Euphractus sexcinctus* were found as road kills along paved highways in northeastern São Paulo (within an area of ca. 30 km of radius around the point 21°06'S, 48°27'W) in the municipali-

ties of Ribeirão Preto, Luis Antonio and Pradopolis. From these, it was possible to collect eight stomachs for dietary analysis, and the stomach contents of another four animals were collected at two locations in São Paulo (municipalities of Guareí and São José do Rio Preto) and two locations in Mato Grosso (municipalities of Cuiabá and Vila Bela) on highways crossing cultivated lands and gardens.

The stomach contents were preserved in the field in 10% formalin, and stored until analysis at the Departamento de Biologia, Universidade Federal de Mato Grosso, Cuiabá. The contents were washed with tap water through a metallic sieve (mesh diameter 1 mm). The filtrate (particles < 1 mm) included organic and inorganic residues (digested material, earth and sand), which were not included in the analysis. The material retained in the sieve was transferred to a glass plate for separation and identification of the food items under a dissecting microscope. The frequency of occurrence was calculated based on how many times a selected item occurred in the total number of stomachs. We estimated the volumetric percentage of each item based on the volume of an individual item in relation to the total volume of all items present in the stomachs.

Results

We identified 21 food items (62 total occurrences) in 12 yellow armadillo stomachs (Table 1), representing four main groups: plant material, insects, arachnids and vertebrates. Although plant material was frequent and diversified (grains, succulent stems and fruits), its estimated volume in the stomachs was only about 33%. Among the identified plant material, the only exception in terms of volume was corn (grains strongly chewed), which represented the third most abundant item in the material as a whole, and was present in half of the analysed contents. Although sugar cane dominates the cultivated landscape in northeastern São Paulo, it was poorly represented (as masticated stem fragments) in the dietary samples.

Of the four fruits identified, two are cultivated in orchards (orange and papaya), another is associated with human settlements (macaúba palm,

Acrocomia sp.), and the fourth is typically wild (mangaba, *Hancornia speciosa*) and found in a number of vegetation types in the *cerrado*.

Insects comprised the bulk of the diet of *E. sexcinctus*, in both the frequency of occurrence and the amount of consumed food, representing more than 50% of the total volume analyzed. Ants (Formicinae, Myrmicinae, Dolichoderinae and Ponerinae) and dung beetles (Scarabaeidae) stood out in this food group, together reaching 57% in relative frequency and 86% of total insect volume. Of the nine stomachs containing ants, seven had combinations of winged adults, cocoons and larvae as the main content. Although other

TABLE 1. Stomach contents from 12 individuals of *E. sexcinctus*, collected as roadkills in agricultural areas of Mato Grosso and São Paulo, Brazil.

Food items	% Frequency	% Estimated volume
Plant matter		
Corn (grains)	9.6	18.9
Rice (grains)	1.6	1.0
Sugar cane (stems)	1.6	0.5
Orange (pulp and seeds)	3.2	1.2
Papaya (seeds)	1.6	3.2
<i>Acrocomia</i> sp. (pericarp)	1.6	1.2
<i>Hancornia speciosa</i> (seeds)	1.6	0.2
Unidentified fruits	1.6	0.2
Unidentified plants	11.2	6.2
Insects		
Hymenoptera (Formicidae)	14.5	22.0
Coleoptera (Scarabaeidae)	12.9	30.7
Isoptera (soldiers and workers)	6.4	1.0
Lepidoptera (larvae)	3.2	6.0
Orthoptera (Gryllidae)	1.6	0.08
Diptera (larvae)	3.2	0.08
Unidentified insects	6.4	1.5
Arachnids		
Araneae	4.8	1.2
Vertebrates		
Mammalia	6.4	2.2
Ophidia	1.6	0.8
Aves	1.6	0.5
Unidentified vertebrates	3.2	0.4

groups of insects appeared quite frequently, they contributed modestly to the general abundance. Fragments of large spiders occurred in 25% of the stomach contents.

Vertebrates made up only a small portion of the diet. Mammal remains in the stomachs included small rodents (Sigmodontinae), armadillo plates (probably from scavenging) and skin fragments of a large species of domesticated mammal, probably a pig. Other vertebrates included a snake and a bird, both small and found in the same stomach.

Discussion

In the absence of other data on the diet of the yellow armadillo, the present discussion is based on comparisons with Schaller (1983). Of the eight *E. sexcinctus* stomachs collected by Schaller (1983) in the Pantanal, seven were from the Acurizal ranch (17°45'S, 57°37'W) in the Serra do Amolar. This area is covered by a variety of swamp formations, gallery forest, semideciduous forest, and several subtypes of *cerrado* and savanna (Prance and Schaller, 1982). The estimated volumes supplied by Schaller (1983) were compared with the data for estimated volume in the present study. The occurrence of the different dietary groups and percent estimated volume from the two studies were compared using χ^2 goodness-of-fit tests (Magurran, 1988), and the results are compared with those obtained for *C. vellerosus* in northern Argentina (Gregor, 1980). Our data may represent the feeding tendencies of the yellow armadillo during the rainy season in northeastern São Paulo, in marginal road habitats. As a typical omnivorous/opportunistic feeder, the yellow armadillo is able to change its diet geographically; and the roadside provides scavengers with an additional supply of carcasses.

In intensively cultivated landscapes, the yellow armadillo is omnivorous, as previously reported by Redford (1985) and Redford and Wetzel (1985). Plant matter and insects made up the bulk of the diet in undisturbed (Pantanal) and intensively cultivated areas (northeastern São Paulo) (Table 2). We found no significant difference in the frequencies of occurrence of food groups between

the two areas ($\chi^2 = 2.129$, $df = 3$, $p = 0.5461$). We found a strongly significant difference ($\chi^2 = 43.755$, $df = 3$, $p < 0.001$), however, when we compared the estimated volumes. This was due to the large quantities of plant matter in the stomachs from the Pantanal, and the substantial number of insects in the stomach contents from the agricultural region. Although the same food types are consumed, the quantities evidently vary greatly between the two areas. Shifts in diet based on geographic location are expected to be more pronounced among carnivore/omnivores than in other feeding groups (Redford, 1985), and the large geographical variation in the abundance of certain dietary items, as documented for the two areas compared here, supports this assumption.

Omnivory is characteristic of the diet of the euphractine armadillos (Redford, 1985), having been previously registered for *C. vellerosus* (Gregor, 1980). The diet of the yellow armadillo is evidently similar to that observed for *C. vellerosus*, with plant matter and insects composing the largest proportions of items in the stomach contents of both. Ants and beetles, very frequent in the diet of *C. vellerosus*, were the most common insects in the stomachs of *E. sexcinctus* in the agricultural areas of south-central Brazil.

Vertebrates account for a relatively large proportion of the diet of *Chaetophractus vellerosus* – approximately 14% by volume in the winter and 28% in the summer – when compared to the

TABLE 2. Comparison of frequency and estimated volume of different food types in the diet of *E. sexcinctus* in two regions of Central Brazil.

Food groups	Schaller (1983)*		Present study**	
	% occurrence	% volume	% occurrence	% volume
Plant matter	50.0	79.1	40.0	32.8
Insects	37.5	20.5	26.6	61.3
Spiders	6.2	0.3	10.0	1.2
Vertebrates	6.2	0.1	23.3	4.0

* Pantanal, eight stomachs analysed.

** Cultivated fields of São Paulo and Mato Grosso, 12 stomachs analysed.

common long-nosed armadillo, *Dasypus novemcinctus* (Greegor, 1980). Most of the vertebrates consumed by *C. vellerosus* were small rodents, reaching high frequencies: 23% in the summer and 19.4% in the winter. Small rodents also seem to be frequent in the diet of *E. sexcinctus*, occurring in three of 12 stomachs analysed here. A yellow armadillo collected in a soybean field in Goiás State, Brazil, had four individuals of *Calomys* sp. in its stomach (Bezerra *et al.*, 2001), two of which were young (F. H. G. Rodrigues, pers. comm.).

Euphractine armadillos are predators of small and slow-moving prey. They lack an effective killing bite, however, subduing their prey by standing on it and tearing pieces with their jaws (Redford and Wetzel, 1985; Redford, 1994). In captivity, *E. sexcinctus* can kill large rats (Redford and Wetzel, 1985), and captive individuals have also been observed attacking a live deer fawn (*Mazama gouazoubira*) and a young rhea (*Rhea americana*) and trying to drag them into their burrows (J. C. Dalponte, pers. obs.). The presence of small rodents in the diet (Bezerra *et al.*, 2001; present study) demonstrates that free-ranging yellow armadillos may occasionally capture small prey. In addition, one stomach of *C. vellerosus* contained four infant leaf-eared mice, *Phyllotis griseoflavus* (Greegor, 1980).

Armadillos which are carnivore/omnivores may also consume small rodents as carrion, and perhaps other vertebrates as well; but it is difficult to determine from stomach contents whether remains are from predation or from scavenging (Bisbal and Ojasti, 1980). Euphractine armadillos are known to eat rotting meat, and perhaps also the maggots associated with carcasses (see references in Redford, 1985). Larvae of necrophagous flies (Sarcophagidae) were found in two stomachs analysed in the present study, and in one they were associated with the remains of a small rodent. The remains of vertebrates in other stomach contents were not associated with sarcophagid fly larvae, although the presence of armadillo plates and pig skin would indicate carrion consumption.

The yellow armadillo has the largest and most powerful teeth of any armadillo (Moeller, in Redford, 1985), which may allow it to chew the meat, skin and small bones of a variety of carcasses. In fact, the high biomass of vertebrate carcasses concentrated on the highway (645,695 kg over a distance of 9,315 km; J. A. Tavares-Filho, unpubl. results) suggests this would be a plentiful food source for a potential carrion eater such as *E. sexcinctus*. It is easily sighted in open habitats, and aspects of its feeding ecology, in particular its foraging habits, could be easily studied.

Acknowledgements: We thank Dr. K. H. Redford for comments on an earlier version of this paper. We also thank Dr. A. B. Araújo for the statistical analysis suggested and Dr. J. D. V. Hay for helpful corrections on the English version.

References

- Bezerra, A. M. R., Rodrigues, F. H. G. and Carmignotto, A. P. 2001. Predation of rodents by the yellow armadillo (*Euphractus sexcinctus*) in cerrado of Central Brazil. *Mammalia* 65(1): 86–88.
- Bisbal, F. and Ojasti, J. 1980. Nicho trófico del zorro *Cerdocyon thous* (Mammalia, Carnivora). *Acta Biol. Venez.* 10(4): 469–496.
- Caldarelli, S. B. and Neves, W. A. 1981. Programa de pesquisas arqueológicas no Vale do Rio Pardo: 1981. *Rev. Pré-História* 3(3): 13–49.
- Eiten, G. 1979. Formas fisionômicas do Cerrado. *Revta. Brasil. Bot.* 2: 139–148.
- Greegor, D. H. 1980. Diet of the little hairy armadillo, *Chaetophractus vellerosus*, of northwestern Argentina. *J. Mammal.* 61(2): 331–334.
- Köppen, W. 1936. Das geographische System der Klimate. In: *Handbuch der Klimatologie*, Vol. 1, W. Köppen and R. Geiger (eds.), pp.1–46. Gebrüder Borntraeger, Berlin.
- Magurran, A. E. 1988. *Ecological Diversity and its Measurement*. Croom Helm, London.
- Prance, G. T. and Schaller, G. B. 1982. Preliminary study of some vegetation types of the Pantanal, Mato Grosso, Brazil. *Brittonia* 34(2): 228–251.
- Redford, K. H. 1985. Food habits of armadillos (Xenarthra: Dasypodidae). In: *Evolu-*

- tion and Ecology of Sloths, Armadillos, and Vermilinguas, G. G. Montgomery (ed.), pp.429–437. Smithsonian Institution Press, Washington, DC.
- Redford, K. H. 1994. The edentates of the cerrado. *Edentata* 1(1): 4–9.
- Redford, K. H. and Wetzell, R. M. 1985. *Euphractus sexcinctus*. *Mammal. Species* 252: 1–4.
- Redford, K. H. and Eisenberg, J. F. 1992. *Mammals of the Neotropics. Vol. 2. The Southern Cone: Chile, Argentina, Uruguay, Paraguay*. The University of Chicago Press, Chicago.
- Rizzini, C. T. 1963. A flora do cerrado. In: *Simpósio Sobre o Cerrado*, M. G. Ferri (ed.), pp. 125–177. Editora da Universidade de São Paulo, São Paulo.
- Silva-Júnior, J. S. and Nunes, A. P. 2001. The disjunct geographical distribution of the yellow armadillo, *Euphractus sexcinctus* (Xenarthra, Dasypodidae). *Edentata* (4): 16–18.
- Schaller, G. B. 1983. Mammals and their biomass on a Brazilian ranch. *Arq. Zool., São Paulo* 31: 1–36.
- Tropmair, H. 1975. Regiões ecológicas do Estado de São Paulo. *Biogeografia* 10: 1–23.

Bathing Behavior of Giant Anteaters (*Myrmecophaga tridactyla*)

Louise H. Emmons

Smithsonian Institution, Division of Mammals, NHB 390 MRC 108, P.O. Box 37012, Washington, DC 20013-7012, USA. E-mail: <emmons.louise@nmmh.si.edu>.

Roly Peña Flores

Museo de Historia Natural Noël Kempff Mercado, Avenida Irala 565, C.C. 2469, Santa Cruz, Bolivia.

Sixto Angulo Alpirre

WCS-Bolivia, 349 Calle Bumberque, Santa Cruz de la Sierra, Casilla 6272, Bolivia. E-mail: <sixtopolus@hotmail.com>.

Matthew J. Swarner

Wildlife, Fish, and Conservation Biology Department, University of California – Davis, 1 Shields Avenue, Davis, CA 95616, USA. E-mail: <mjswarner@ucdavis.edu>.

While following maned wolves (*Chrysocyon brachyurus*) during the dry season at Los Fierros (14°33.24'S, 60°55.40'W) in Parque Nacional Noël Kempff Mercado (Santa Cruz Department, Bolivia), we discovered an isolated pampa waterhole in a landscape depression, where mammals come to drink. The Los Fierros pampa has been experiencing an increasingly severe water shortage during the late dry season (August–October), and we have been following events at this water hole for three seasons.

When the water table drops below the ground surface, giant anteaters dig down to reach the water, as evidenced by a deep, fist-sized hole that is scarred with large claw marks. This activity by anteaters allows other animals – such as maned wolves, ocelots, raccoons, marsh deer, and birds – to reach otherwise inaccessible drinking water. Since 2002, we have been shoveling out and enlarging the hole and digging steps to enable mammals and birds to drink from water as deep as 90 cm below the ground surface, held within a layer of fine gray clay. During the wet season, which extends from November to June, there is a large pond over the site. To monitor animal activity in the dry season, we set a camera trap (Trail-Master 1550 or 550) aimed at the approach to the hole during September and October of 2002, 2003 and 2004.

We have acquired over 70 photos of giant anteaters coming to the water hole, including many photo pairs of the same individual, first arriving and then leaving the water source. The photos show many anteaters arriving dry, then leaving the hole soaking wet. They often emerge covered with gray mud from the soft clay of the water basin (Fig. 1). They are clearly rolling over within the waterhole, soaking their entire body and tail.

Although the anteaters were often completely coated with mud, we believe it likely that they were bathing, rather than mud-wallowing. We have a photo, taken when there was a small shallow pond present, of an anteater rolling in clean water at the ground surface. Bathing in water or wallowing in mud is rare in mammals that are




FIGURE 1. Giant anteater approaching the waterhole, 10 October, 2004, at 00:23 h (above); and the same animal leaving the waterhole, 00:31 h (below).

not semi-aquatic. Horses and humans bathe, both of them species that sweat, and thus benefit from washing to clean off dried salts; and both also species that often need cooling, which is probably why sweating evolved. Elephants, tapirs and hippos also bathe in water: these are thinly-haired megafauna that likely bathe to thermoregulate. Pigs and peccaries, generally sparse-haired, wallow in mud, perhaps to thermoregulate, prevent sunburn, repel biting flies, or all of the above. Many mammals, including the above species, also play in water.

But why do anteaters bathe? They are hairy, not large-muscled (muscles produce the body heat) and do not sweat. Moreover, they bathe (or wallow) during the middle of the night, when it is cool (usually < 23°C), and during the dry season, when there are almost no biting flies at night. On clear nights, the pampa grass is usually soaked with dew before midnight, and sometimes the anteaters arrived at the waterhole with legs and the lower half of their tails dripping. Giant anteaters do not share the physical characteristics of other bathing or wallowing mammals, and we cannot explain why they bathe: perhaps they can rid themselves of attached biting ants or termites. Maybe they simply enjoy it: captive giant anteaters at the Santa Barbara Zoo in California were hosed down as part of their behavioral enhancement. The anteaters apparently took great pleasure from this, craning their necks into the water, and aggressively trying to displace each other for position under the spray (Jessie Quinn, pers. comm.). Giant anteaters occupy habitats that include flooded grasslands (*pantanal*) and humid forests where seasonal flooding covers large portions of the habitat (*várzea* and *igapó*), and where the animals may need to swim to travel between dry patches. It is therefore not surprising that they should readily take to water, but their bathing behavior remains an enigma to be resolved by further observation.

Acknowledgments: This work was part of a collaboration with the Museo de Historia Natural Noël Kempff Mercado, Santa Cruz, Bolivia, to study the biodiversity of Parque Nacional Noël Kempff

Mercado (PNNKM). We thank Fundación Amigos de la Naturaleza for their continuing support of research in PNNKM. Fieldwork there was supported by the Douroucouli Foundation, The National Geographic Society, The Wildlife Conservation Society, and the W. Alton Jones Foundation through the Amazon Conservation Association.

Evaluación de una Dieta para Tamandúas (*Tamandua* spp.) Utilizada en el Jardín Zoológico de Rosario, Argentina y el Zoológico La Aurora, Guatemala

Guillermo Pérez Jimeno

Méd. Vet. Coordinador, Área Ambiental Granja de la Infancia, Ex Jefe del Servicio Técnico Zoológico, Municipal de Rosario, Agrelo 1835, S2005OPW, Rosario, Argentina. Correo electrónico: <tamandua@arnet.com.ar>.

Gustavo González González

Méd. Vet. Hospital Veterinario Zoológico Nacional La Aurora, Interior Zona 13 Guatemala, Guatemala, Centro América. Correo electrónico: <dacktari@hotmail.com>.

Introducción

El desarrollo de una dieta nutritivamente equilibrada para una especie silvestre siempre es un reto para quienes se desempeñan en zoológicos, pero este reto se multiplica cuando de especies “super-especialistas” se trata. Los tamandúas (*T. tetradactyla* y *T. mexicana*) habitan la región central y sur de América. Son insectívoros, alimentándose exclusivamente de hormigas y termitas de diversas especies en las diferentes épocas del año (Montgomery, 1985a). A pesar de lo dicho, Meritt Jr. (1976) opina que además de hormigas, termitas y sus larvas los tamandúas ingieren otros insectos, como así también ocasionalmente frutas.

Una nutrición inadecuada o incompleta ha sido una de las causas de falta de adaptación y fracasos en el intento de mantener a estas especies en cautiverio (Meritt Jr., 1976; Ward *et al.*, 1995; Oyarzun *et al.*, 1996). Por otra parte los ejemplares que llegan a los zoológicos americanos en general lo hacen en muy malas condiciones (Crandall,

1964; Meritt Jr., 1976; Pérez Jimeno, 2003) lo que se traduce en altas tasas de mortalidad en el primer año de cautiverio.

Lo cierto es que a la hora de alimentar a los tamandúas en los zoológicos sudamericanos la situación es complicada, ya que en la mayor parte de las instituciones no poseen los conocimientos mínimos sobre el género, además de no disponer de muchos de los productos comerciales que sugieren especialistas de USA o Europa, o los costos de los mismos los convierten sencillamente en inaccesibles.

Alimentación en la naturaleza

Montgomery (1985a) encontró en la isla de Barro Colorado, Panamá, que los tamandúas enfocaban su dieta en una especie de hormiga durante cada período de alimentación, no siendo la misma especie día a día o de un individuo a otro. Las hormigas preferidas por los tamandúas fueron *Procryptocerus belti* y *Crematogaster* sp. Estas junto a una especie que no se pudo identificar sumaron el 45% de las hormigas de la dieta (Montgomery, 1985a).

Según Lubin y Montgomery (1981: citado por Oyarzun *et al.*, 1996) consumen tanto termitas como hormigas pero con aparente preferencia por las castas reproductivas y trabajadoras sobre los soldados. *Dolichoderus* y *Azteca* son insectos conocidos por defender agresivamente sus nidos y aún cuando les producen dolorosas picaduras son importantes presas para los tamandúas (Lubin y Montgomery, 1981; citado por Redford, 1987). Pernalet (1999) opina que los insectívoros en general tienen altos requerimientos de proteínas alcanzando niveles de 30 a 37%, semejante opinión le merecen a Meritt Jr. (1976) los niveles necesarios para los tamandúas.

Redford y Dorea (1984) publicaron que los tamandúas en libertad consumen dietas con rangos de proteína que varían entre 30 y 65%, y con 10 a 50% de grasa, debiéndose estas variantes al rango de diferencias bromatológicas existentes en los insectos consumidos. Por otra parte la proteína no es necesariamente proteína disponible, ya que

parte de ésta proviene del cálculo de nitrógeno del exoesqueleto (Redford y Dorea, 1984).

La dieta natural de los tamandúas es alta en proteínas, moderada en grasas, variable en vitaminas y baja en minerales (Tabla 1; Oyarzun *et al.*, 1996).

Dietas ofrecidas en cautiverio

Para alimentar a los *Xenarthras* se han utilizado tantas dietas como instituciones los han mantenido en cautiverio. Pero lo cierto es que sólo recientemente se ha comenzado a realizar estudios sobre las composiciones de las mismas. En el año 1992 Trusk *et al.* llevaron a cabo un estudio en zoológicos de Sur y Norte América con el fin de analizar las dietas ofrecidas a los tamandúas. En dicho trabajo se determinó que las dietas en zoológicos sudamericanos se encontraban deficientes en uno o más nutrientes incluyendo proteína, niacina, biotina, vitamina E, hierro y zinc. Mientras que los análisis de las dietas de los zoológicos norteamericanos revelaron un alto

TABLA 1. Análisis bromatológico del contenido estomacal de tamandúas silvestres en Venezuela.

Nutriente	Valor hallado	Unidad	Variación (±)
Proteína cruda	50.85	%	1.64
Grasa cruda	11.2	%	2.89
ADF	31.32	%	2.68
NDF	32.26	%	0.8
MS	17.77	%	1.14
Energía bruto	4.58	Kcal/g	0.53
Cenizas	13.85	%	2.72
Ca	0.11	%	0.03
P	0.41	%	0.04
Mg	0.10	%	0.01
K	0.52	%	0.06
Na	0.29	%	0.06
Fe	2748	ppm	775
Z	190	ppm	22
Mn	82	ppm	21
Cu	28	ppm	2.68
Se	3.75	ppm	2.75
Retinol	2.52	µg/g	0.73
α tocoferol	44.35	µg/g	11

contenido de grasa, vitaminas A y D, y calcio en algunos casos. Por ende, podrían esperarse anomalías esqueléticas y mineralización de tejidos blandos como resultado del consumo de las mismas (Graham *et al.*, 1996). Los valores promedio obtenidos de las dietas de los zoológicos norteamericanos por Trusk *et al.* (1992) se detallan en la Tabla 2.

Beresca y Cassaro (2001) reportan una dieta utilizada en el zoológico de São Paulo con la cual han mantenido satisfactoriamente sus tamandúas hasta la segunda generación. La misma es similar a la analizada en el presente estudio y se basa en leche de soya, alimento para perro, huevos de

TABLA 2. Valores promedios de los análisis de las dietas utilizadas en tamandúas (*T. tetradactyla* y *T. mexicana*) de los zoos norteamericanos.

Nutriente	Valor promedio de las dietas	Unidad
Nitrógeno	3.8	%
Proteína	24	%
Fibra	3.1	%
Grasa	16	%
Cenizas	8	%
Vitamina A	6	UI/g
Vitamina D	0.6	UI/g
Vitamina E	33	mg/kg
Tiamina	6.6	mg/kg
Riboflavina	6.8	mg/kg
Niacina	27	mg/kg
Piridoxina	7.7	mg/kg
Folacina	0.6	mg/kg
Vitamina B ₁₂	0.03	mg/kg
Ác. pantoténico	17	mg/kg
Biotina	0.2	mg/kg
Calcio	1.3	%
Fósforo	0.6	%
Magnesio	0.04	%
Potasio	0.5	%
Sodio	0.4	%
Hierro	50	mg/kg
Zinc	52	mg/kg
Cobre	7.3	mg/kg
Materia seca	28	%

gallina, carne molida de bovino, frutas y suplementos vitamínicos y minerales. Con las dietas que contienen carne suelen presentarse problemas con las fibras de ésta que se enredan en la lengua de los animales causando trastornos que pueden desencadenar en la muerte del individuo (Vogt, pers. comm.). Las dietas formuladas con alimentos balanceados para perros y/o gatos evitan los problemas mencionados; por otra parte son más fáciles de conservar, no se contaminan con salmonella y no presentan los problemas de intolerancia a la lactosa, que se pueden ver con las dietas en las que se utiliza leche (Gillespie, 2003).

El desarrollo de diferentes patologías como la hiperostosis vertebral observada en tamandúas del Zoológico de Toronto, cuyas lesiones pueden deberse a excesivas concentraciones de vitamina A y D en el alimento (Crawshaw y Oyarzun, 1996) han llevado a realizar muchos cambios en las dietas ofrecidas a estas especies.

En el año 2002, Aguilar y colaboradores reportan que dos osos hormigueros gigantes (*Myrmecophaga tridactyla*) murieron a causa de problemas cardíacos similares a los provocados por la deficiencia de taurina en gatos, por lo que este aminoácido deberá tomarse en consideración también en las dietas ofrecidas a tamandúas.

El Disney's Animal Kingdom (DAK) ha utilizado para sus tamandúas una dieta basada en jugo de manzana, bizcochos para primates, Linatone[®], mangos, bananas, Iams cat food[®], y tenebrios (*Tenebrio molitor*). Esta dieta fue analizada utilizando el software Zootrition[®] y se obtuvieron algunos de los siguientes resultados presentados en la Tabla 3 (Valdés, pers. comm.)

Materiales y Métodos

La dieta en estudio fue utilizada para la alimentación de cuatro ejemplares de tamandúas en el Zoológico de Rosario, Argentina y el Zoológico La Aurora, Guatemala y a lo largo de ocho años. En el Zoológico de Rosario se logró la reproducción exitosa de *T. tetradactyla*, con un nacimiento en el año 2003. La fórmula administrada en el Jardín Zoológico de Rosario y La Aurora, es básicamente

TABLA 3. Resultado del análisis de la dieta utilizada en el Disney's Animal Kingdom para la alimentación de los tamandúas.

Nutrientes	Valor obtenido	Unidad
Energía bruta	2.01	kcal/g
Proteína cruda	26	%
Vitamina A	24.78	UI/g
Vitamina B ₁₂	0.13	mcg/g
Vitamina B ₆ piridoxina	11.61	mg/kg
Vitamina C Ác. ascórbico	41.39	mg/kg
Vitamina D ₃	1.64	UI Vit D ₃ /g
Vitamina E	100.8	mg/kg
Ca	1.21	%
P	0.81	%
Cu	32.43	mg/kg
I	1.18	mg/kg
Fe	280.55	mg/kg
Mg	0.11	%
Mn	82.30	mg/kg
P	0.87	%
Na	0.34	%
Se	0.29	mg/kg
Z	225.37	mg/kg

la misma con pequeñas variantes debidas a la disponibilidad de los componentes en cada país. Por lo dicho en Argentina se utilizó carne magra vacuna, en vez de la equina utilizada en Guatemala.

Composición de la dieta analizada:

- ½ banana
- ½ manzana
- 1 yema de huevo
- 100 g de carne de caballo
- 40 g de alimento para bebé (Nestum 4 Cereales, Nestlé®)
- 40 g de leche deslactosada (Delactomy, Dos Pinos®)
- 10 mg de vitamina K
- 1 tableta de vitaminas y minerales para perro (Pet-A-Min®)
- 350 ml de agua pura.

Todos los ingredientes son licuados hasta alcanzar la consistencia semilíquida.

La dieta recién preparada y envasada en frasco seco y estéril fue remitida para su análisis el 21 de abril de 2003 a la Universidad de San Carlos de Guatemala, Facultad de Medicina Veterinaria y Zootecnia, Escuela de Zootecnia, Unidad de Alimentación Animal, Laboratorio de Bromatología, bajo la identificación "Dieta Tamandú" para su análisis. Posteriormente se analizó la dieta con el programa de nutrición informático Zootrition® (Versión 1.0.0, Wildlife Conservation Society, USA, 1999). A la base de datos de dicho programa se agregaron los ingredientes utilizados en el mercado guatemalteco y se utilizó la información nutricional del empaque de cada producto.

Resultados

Todos los animales aceptaron muy bien la dieta, sus heces fueron consistentes y de emisión regular. Ninguno de ellos desarrolló patologías digestivas a lo largo de estos años, como tampoco ninguno de ellos mostró signos clínicos de trastornos osteoarticulares. A dos de los ejemplares (Zoológico de Rosario) se les evaluó radiológicamente durante el desarrollo, y se pudo observar una buena mineralización de los huesos largos.

Los resultados del análisis bromatológico fueron expresados en Base de Materia Seca y Base de Materia Húmeda (Tabla 4).

Los resultados del análisis con el software Zootrition® se expresan en dos formas. La Tabla 5 presenta los nutrientes más importantes y la Tabla 6, el total de ingredientes que el programa puede analizar. El total de energía bruta provisto por la dieta fue de 151.60 kcal, lo que representa 1.04 kcal/g/M.S.

Discusión

Proteínas

La dieta en estudio proveyó 27.31% de proteína cruda, valor que resulta ligeramente menor al nivel mínimo (30%) que publicaran Redford y Dorea (1984), Pernalet (1999) y Meritt Jr. (1976) como convenientes para los tamandúas en condiciones controladas. Por otra parte este

TABLA 4. Los resultados del análisis bromatológico.

Agua	M.S.	E.E.	F.C.	Prot. Cruda	Ceniza	E.L.N.%
<i>Base Materia Seca</i>						
81.72	18.28	10.79	1.40	29.17	4.52	54.11
<i>Base Materia Húmeda</i>						
—	—	1.97	0.26	5.33	0.83	91.61

Nota: El laboratorio sólo analiza los nutrientes enumerados.

Referencias: **M.S.** – Materia Seca; **E.E.** – Extracto etéreo; **F.C.** – Fibra Cruda; **E.L.N.** – Extracto Libre de Nitrógeno.

TABLA 5. Análisis de los nutrientes más importantes hallados por Zootritión®.

Ingrediente	Valor encontrado	Unidad
Agua	84.9	%
ADF	0.00	%
Energía	1.04	kcal/g
Ceniza	1.94	%
Proteína	27.31	%
P	0.32	%
Ca	0.47	%
Grasa	14.39	%
NDF	0.00	%
Vit A	17.07	UI/g o RE/g
Vit D ₃	2.62	UI/g
Vit E	165.94	UI/kg
Ca:P	1.46	relación

valor fue semejante al de la dieta del DAK (26%; Valdés, pers. comm.) y al promedio de los zoos norteamericanos (28%; Trusk *et al.*, 1992).

A pesar de lo expuesto el valor de proteína cruda del estudio es muy inferior al encontrado por Oyarzun *et al.* (1996) en los estómagos de los tamandúas silvestres (50.85 ± 1.64%). Por lo tanto habrá que estudiar la conveniencia de un incremento de las proteínas en la dieta. Una posible fuente de proteínas serían los tenebrios (*Tenebrio molitor*), gusanos utilizados con asiduidad en dieta de otros insectívoros tales como los primates callitricidos y aves insectívoras, por aportar concentraciones de proteína del 48%.

Como fuera propuesto por Aguilar *et al.* (2002) la presencia del aminoácido taurina en la dieta de myrmecophágidos es de gran importancia.

Lamentablemente en los estudios realizados no se logró determinar este aminoácido. Si bien es cierto que la carne de caballo utilizada en Guatemala aporta 1.4 g/kg (Bechert *et al.*, 2002) lo que podría ser suficiente para los tamandúas, en el zoológico de Argentina la carne utilizada fue bovina, en este caso no se puede postular que la concentración fuese suficiente.

Grasas

El valor de grasa cruda encontrado por los autores (14.39%) es ligeramente inferior al publicado por Trusk *et al.* (1992) de 16%, y semejante al hallado en contenidos estomacales estudiados por Oyarzun *et al.* (1996) de 11.2 ± 2.89%.

Energía bruta

En la dieta en estudio se determinó un valor de energía bruta equivalente a 1.04 kcal/g, considerablemente menor a los 4.58 ± 0.53 kcal/g encontrados en los estómagos de los tamandúas silvestres (Oyarzun *et al.*, 1996) y casi la mitad del valor obtenido de la dieta del DAK (2.01 kcal/g), por lo que se deberá considerar el incremento de la energía bruta de esta dieta.

Minerales

Los análisis determinaron un valor de calcio (0.47%) que triplica largamente al del estudio de Oyarzun *et al.* (1996) de 0.11 ± 0.03%, y a su vez es notablemente inferior al hallado por Trusk *et al.* (1992) de 1.3%. Mientras el valor de fósforo (0.32%) es apenas inferior al de los estómagos de los tamandúas (0.41 ± 0.04%); pero casi la mitad del publicado por Trusk *et al.* (1992) de 0.6%. A pesar de lo expuesto Crawshaw y Oyarzun (1996) recomiendan dietas con menos de 1% de calcio, por lo que según esa opinión se podría conside-

TABLA 6. Análisis del total de ingredientes evaluados por el Zootrition®.

Categoría de Nutriente: Carbohidratos		
<i>Nutriente</i>	<i>Cantidad</i>	<i>Unidad</i>
Fibra cruda	0.57	%
Carbohidratos solubles en agua	33.94	%
Categoría de Nutriente: Grasas		
<i>Nutriente</i>	<i>Cantidad</i>	<i>Unidad</i>
Ácido araquidónico	0.06	%
Grasa cruda	14.39	%
Ácido linoleico	0.76	%
Grasas saturadas	2.39	%
Categoría de Nutriente: Proteínas		
<i>Nutriente</i>	<i>Cantidad</i>	<i>Unidad</i>
Arginina	1.14	%
Proteína cruda	27.31	%
Cistina	0.25	%
Histidina	0.65	%
Leucina	1.39	%
Lisina	1.45	%
Metionina	0.40	%
Categoría de Nutriente: Vitaminas		
<i>Nutriente</i>	<i>Cantidad</i>	<i>Unidad</i>
Biotina	0.12	mg/kg
Colina	13.67	mg/kg
Folacina	0.28	mg/kg
Niacina	70.72	mg/kg
Ácido pantoténico	7.40	mg/kg
Riboflavina	2.68	mg/kg
Tiamina	3.58	mg/kg
Vit A	17.07	IU A/g o RE/g
Vit B ₁₂	2.07	mcg/g
Vit B ₆ piridoxina	5.78	mg/kg
Vit C Ác. ascórbico	309.17	mg/kg
Vit D ₃	2.62	IU Vit D ₃ /g
Vit E	24.29	IU Vit E
Vit K	68.33	mg/kg
Categoría de Nutriente: Ceniza/Minerales		
<i>Nutriente</i>	<i>Cantidad</i>	<i>Unidad</i>
Ceniza	2.84	g
Calcio	0.47	%
Cobre	1.91	ppm
Iodo	0.34	ppm
Hierro	79.67	ppm
Magnesio	309.52	ppm
Manganeso	0.00	%
Fósforo	0.32	%
Potasio	0.50	%
Selenio	0.07	ppm
Sodio	0.12	%
Zinc	25.57	ppm

rar aceptable el valor utilizado encontrado en la dieta en estudio.

Por otra parte se considera importante resaltar la relación Ca:P (1:1.5), que en la dieta estudiada coincidió con la relación generalmente recomendada. Los valores de sodio y potasio obtenidos en este trabajo fueron semejantes a los hallados en los estómagos de los tamandúas por Oyarzun *et al.* (1996). Las mayores diferencias encontradas con los valores de la naturaleza correspondieron a cobre (1.91 contra 28 ± 2.68 ppm), hierro (79.67 contra 2748 ± 775 ppm), selenio (0.07 contra 3.75 ± 2.75 ppm), zinc (25.57 contra 190 ± 22 ppm) y manganeso (0.00% contra 82 ± 21 ppm) siendo los primeros valores expresados los correspondientes al análisis de la dieta en estudio y los segundos los encontrados por Oyarzun *et al.* (1996). Estos bajos valores concuerdan con los obtenidos por Trusk *et al.* (1992) para el cobre, hierro y zinc en los zoos norteamericanos. Por lo expresado se deberá rever especialmente los valores de cobre, hierro, selenio, zinc y manganeso de la dieta estudiada.

Vitaminas

Los valores de vitamina A de la dieta en estudio son inferiores a los del DAK, pero superiores a los utilizados en los zoos norteamericanos (Tabla 7), mientras que los valores de vitamina D₃ son superiores a los valores encontrados en los demás zoológicos. Adicionalmente, los valores de ambas vitaminas son sensiblemente superiores a los niveles recomendados por Crawshaw y Oyarzun (1996) y superiores a los niveles encontrados en ejemplares silvestres. El valor de retinol hallado en los estómagos de los tamandúas silvestres fue en promedio 2.52 µg/g, lo que equivale a 7.5 UI/kg de vitamina A (factor de conversión: 0.3 µg de retinol = 1 UI). Por todo lo expresado arriba se deberá disminuir, o quitar totalmente, la suplementación con las vitaminas A y D₃.

La vitamina E está presente en la dieta evaluada con un valor que representa más del doble del nivel publicado por Oyarzun *et al.* (1996) para

TABLA 7. Comparación de los valores de vitaminas analizados en las diferentes dietas.

Vitamina	Dieta en estudio	DAK	Zoos de Norte América (Trusk et al., 1992)	Crawshaw y Oyarzun (1996)	Tamanduás silvestres (Oyarzun et al., 1996)
Vit. A	17.07 UI/g	24.78 UI/g	6 UI/g	< 8 UI/g	7.5 UI/kg
Vit. D ₃	2.62 UI/g	1.64 UI/g	0.6 UI/g	< 0.8 UI/g	
Vit. E	165.94 UI/kg				66.08 UI/kg
Ác. ascórbico	309.17 mg/kg				0

ejemplares silvestres. Estos últimos autores hallaron $44.35 \pm 11 \mu\text{g/g}$ de α tocoferol, lo que equivale, en promedio a 66.08 UI/kg de vitamina E activa (factor de conversión: $1 \mu\text{g} = 1.49 \text{ UI}$).

En la dieta evaluada se determinó la presencia de 309.17 mg/kg de ácido ascórbico, pero Oyarzun et al. (1996) no lo hallaron al estudiar los contenidos estomacales de los tamanduás silvestres.

No se hallaron valores de referencia para las vitaminas del complejo B en tamanduás silvestres. Los valores encontrados para dichas vitaminas en la dieta estudiada son considerablemente inferiores a los de la dieta del DAK, y hubo grandes variaciones con el estudio de Trusk et al. (1992).

Conclusión

Los estudios realizados hasta el momento no son suficientes como para llegar a conclusiones absolutas ni definitivas. Sin embargo la dieta en estudio demostró a lo largo de los años haber sido apropiada en su cometido. La composición bromatológica de la fórmula estudiada resultó semejante a la de otros zoológicos que tampoco reportaron trastornos nutricionales.

Los valores de proteínas de la dieta estudiada fueron semejantes a los publicados con anterioridad sobre las dietas de otras instituciones. El valor de grasa obtenido en la dieta en estudio fue similar al obtenido por Oyarzun et al. (1992) en el análisis de los contenidos estomacales de tamanduás silvestres. La dieta en estudio deberá ser mejorada en su contenido de energía bruta, el que es muy inferior a los valores de referencia. Del mismo modo se deberá suspender la suplementación con vitaminas A, D, E y ácido ascórbico.

Agradecimientos: Al personal del Jardín Zoológico de Rosario, especialmente a Gisela Sica y Fabián Gauto, por la dedicación y respeto puesto en el cuidado de los tamanduás. Al personal del Zoológico La Aurora, encargados del cuidado de Tammy (*Tamandua mexicana*) en especial al Sr. Orlando Rosales, Luis Martínez y Roberto Rabay. A la M. V. Lucía Llarín Amaya, por su constante apoyo y colaboración. A la Dra. Mariella Suprina, por sus aportes invalorable, sin los cuales esta publicación nunca se hubiese realizado.

Bibliografía

- Aguilar, R., Freeland, D. y Garner, M. 2002. Dilated cardiomyopathy in two giant anteaters (*Myrmecophaga tridactyla*). En: *Proceedings of the American Association of Zoo Veterinarians Annual Conference, Milwaukee, Wisconsin, October 5–10, 2002*, C. Kirk Baer (ed.), pp.169–172. Milwaukee, Wisconsin.
- Bechert, U., Mortenson, J., Dierenfeld, E., Cheeke, P., Keller, M., Holich, M., Chen, T. y Rogers, Q. 2002. Diet composition and blood values of captive cheetahs (*Acinonyx jubatus*) fed either supplemented meat or commercial food preparations. *Journal of Zoo and Wildlife Medicine* 33(1): 16–28.
- Beresca, A. M. y Cassaro, K. 2001. Biology and captive management of armadillos and anteaters. En: *Biology, Medicine, and Surgery of South American Wild Animals*, M. E. Fowler y Z. S. Cubas (eds.), pp. 238–244. Iowa State University Press, Iowa.
- Crandall, L. S. 1964. *The Management of Wild Mammals in Captivity*. The University of Chicago Press, Chicago.
- Crawshaw, G. J. y Oryazun, S. 1996. Vertebral hyperostosis in anteaters (*Tamandua tetradactyla* and *Tamandua mexicana*): Probable

- hypervitaminosis A and/or D. *Journal of Zoo and Wildlife Medicine* 27(2): 159–169.
- Gillespie, D. 1993. Edentata: Diseases. En: *Zoo and Wild Animal Medicine: Current Therapy*, 3ª edición, M. E. Fowler (ed.), pp. 304–309. W. B. Saunders, Philadelphia.
- Gillespie, D. 2003. Xenarthra: Edentata (Anteaters, Armadillos, Sloths). En: *Zoo and Wild Animal Medicine: Current Therapy*, 5ª edición, M. E. Fowler y R. E. Miller (eds.), pp. 397–407. W. B. Saunders, Philadelphia.
- Meritt Jr., D. 1976. The nutrition of edentates. *International Zoo Yearbook* 16: 38–46.
- Montgomery, G. G. 1985a. Impact of vermilinguas (*Cyclopes*, *Tamandua*; Xenarthra = Edentata) on arboreal ant populations. En: *The Evolution and Ecology of Armadillos, Sloths, and Vermilinguas*. Montgomery, G. G. (ed.), pp. 351–363. Smithsonian Institution Press, Washington, DC.
- Montgomery, G. G. 1985b. Movements, foraging and food habits of the four extant species of neotropical vermilinguas (Mammalia; Myrmecophagidae). En: *The Evolution and Ecology of Armadillos, Sloths, and Vermilinguas*, Montgomery, G. G. (ed.), pp. 365–375. Smithsonian Institution Press, Washington, DC.
- Oyarzun, S. E., Crawshaw, G. J. y Valdes, E. V. 1996. Nutrition of the tamandua: I. Nutrient composition of termites (*Nasutitermes* spp.) and stomach contents from wild tamanduas (*Tamandua tetradactyla*). *Zoo Biology* 15(5): 509–524.
- Pernalet, N. 1999. Alimentación y crianza manual de osos hormigueros. *Memorias IV Congreso Nacional de Ciencias Veterinarias, VII Congreso Nacional SOVVEC. Boletín de la Sociedad Veterinaria Venezolana de Especialistas en Cerdos* 11(1): 284–287.
- Pérez Jimeno, G. 2003. Crianza artificial y manejo reproductivo de los tamandú (*Tamandua tetradactyla*) en el Jardín Zoológico de Rosario, Argentina. *Edentata* (5): 24–28.
- Redford, K. H y Dorea, J. G. 1984. The nutritional value of vertebrates with emphasis on ants and termites as food for mammals. *J. Zool., Lond.* 203: 385–395.
- Redford, K. H. 1987. Ants and termites as food. Patterns of mammalian myrmecophagy. En: *Current Mammalogy*, H. H. Genoways (ed.), pp. 349–399. Plenum Press, New York.
- Trusk, A., Crissey, S., Cassaro, K. y Frank, E. 1992. Evaluation of tamandua diets in zoos in North and South America. Milwaukee County Zoo, Milwaukee.
- Ward, A. M., Crissey, S. D., Cassaro, K. y Frank, E. 1995. Formulating diets for tamandua (*T. tetradactyla*) in Brazilian zoos. En: *Proceedings of the First Annual Conference of the Nutrition Advisory Group of the American Zoo and Aquarium Association, May 1–2, 1995, Toronto, Ontario, Canada*, E. Dierenfeld, J. Atkinson y E. V. Valdes (eds.), pp. 159–169. Metro Toronto Zoo and the University of Guelph, Toronto.

NEWS

The Edentate Conservation Fund – Swift Grants for Field Research

The IUCN/SSC Edentate Specialist Group works to support edentate conservation by targeting resources to projects in habitat countries. Given the importance of timely and accurate data from the field, the ESG has established the Edentate Conservation Fund, a small-grants program meant to support short-term field projects. The application process will be streamlined to provide a quick turnaround and the rapid delivery of funds, allowing prospective researchers to begin their fieldwork within weeks of submitting a successful proposal. Although any qualified researcher may apply, the Fund has a preference for supporting projects designed and carried out by citizens of habitat countries.

The Edentate Conservation Fund will award grants between US\$1000–3000 for projects investigating the ecology, behavior, distribution, genetics and/or demography of edentates, as well as the

impact of the wildlife trade and trafficking on wild populations. Exceptional proposals addressing captive breeding or other aspects of edentates in captivity will also be considered. The funds will be available to cover specific project costs, such as food, fuel, field supplies and laboratory analyses, but may not be applied to salaries, overhead, infrastructure or outsourced data analysis. Payments will be made directly to the principal investigator of a successful proposal; financial reports will be required, and any funds not directly applied to the specific project must be returned within one year of disbursement.

The Edentate Conservation Fund is administered by Gustavo Fonseca, Chair of the Edentate Specialist Group and Executive Vice President for Programs and Science at the Center for Applied Biodiversity Science at Conservation International. Projects submitted to the Fund should have one or more of the following characteristics:

1. a focus on threatened and endangered edentates living in their natural habitats;
2. direction and management by nationals from habitat countries, to help increase local capacity for implementing biodiversity conservation;
3. the ability to strengthen international networks of field-based edentate specialists and enhance their capacity to be successful conservationists; and/or
4. projects that result in publication of information on endangered edentate species in a format that is useful both to experts and the general public.

Projects should contribute to at least one, and preferably more, of the following themes:

1. enhancement of scientific understanding/knowledge of the target species/ecosystem;
2. improved protection of a key species, habitat, or protected area;
3. demonstration of economic benefit achieved through the conservation of a species and its habitat, as compared to the loss thereof;

4. increased public awareness or educational impact resulting from the project in question;
5. improved local capacity to carry out future conservation efforts through training or practical experience obtained through project participation; and/or
6. modification of inappropriate policies or legislation that previously led to species or habitat decline.

All proposals submitted to the ESG Conservation Fund should:

1. Include a descriptive title that includes the name(s) of the target species and the geographic location of the project (e.g., “Conservation of the silky anteater, *Cyclopes didactylus*, in the state of Amazonas, Brazil”).
2. Describe the main objectives of the project, its specific activities, how they will contribute to conservation of the target species and ecosystems, and how these are consistent with the Fund’s mission. This should be the main body of the application and should not exceed five double-spaced pages.
3. Provide an abstract/summary of approximately 300 words, which a) provides the background, b) gives the purpose of the project, c) indicates the methods, and d) indicates the chief outcome of the project.
4. Provide a map of the project area and relevant published references.
5. Specify the dollar amount of the grant requested, provide an itemized budget for the project, and confirm the total budget of the project, including funds being provided from other sources.
6. Provide the time frame and schedule for project implementation, including starting date and duration.
7. Describe the project personnel and their institutional affiliations (include a curriculum vitae of the principal investigator and identify personnel from any collaborating institutions).

8. Describe the specific outputs of the project, e.g., expected scientific publications, popular articles, conservation action plans, management plans, etc. Each project should have one or more outputs of this kind as one of its objectives.
9. Describe the collaborating institutions with which the applicant will be working in the project country, and include letters of support from them if at all possible. This is especially important for applicants who are not nationals from the country in which the work is to be conducted.
10. List three references that the Fund can contact about the project should it choose to do so. The list of references should include mailing addresses, phones, fax numbers, and e-mail addresses if available.

Typical grants range from US\$1,000–\$3,000. Please note that, should a grant be awarded, you will be responsible for providing the Fund with the following materials during the course of the project and at its conclusion:

1. A progress report no more than six months after receipt of the grant, if the project period is one year or less; a progress report no more than 12 months after receipt of the grant if the project period exceeds one year.
2. A final report no more than two months after completion of the project.
3. A full financial accounting of the project.
4. Five copies each of any scientific or popular publications, newspaper or magazine articles, or reports, action plans, etc., resulting from the project. Grant recipients are encouraged to publish at least some of their findings in *Edentata*, the newsletter of the IUCN/SSC Edentate Specialist Group.

Applications to the ESG Conservation Fund are considered throughout the year with no deadlines for submission. Proposals will be acknowledged within two weeks of receipt and funding decisions provided within no more than six weeks.

Proposals should be sent to: John M. Aguiar, IUCN/SSC Edentate Specialist Group Conservation Fund, Center for Applied Biodiversity Science, Conservation International, 1919 M Street, NW, Suite 600, Washington, DC 20036, USA. Inquiries regarding the application process should be sent to John Aguiar at <j.aguiar@conservation.org>.

El Fondo de Conservación de Edentados – Becas Rápidas para Investigaciones a Campo

La finalidad del Grupo de Especialistas en Edentados de la UICN/SSC (ESG) es apoyar la conservación de edentados mediante la adjudicación de recursos a proyectos que se realicen en países comprendidos en el área de distribución de los edentados. Dada la importancia de obtener datos de campo oportunos y precisos, el ESG estableció el Fondo de Conservación de Edentados, un programa de becas destinadas al apoyo de proyectos de campo de corto plazo. El proceso de solicitud será racionalizado para asegurar un rápido procesamiento y una rápida adjudicación de fondos, lo que permitirá a los potenciales investigadores, empezar sus investigaciones de campo pocas semanas después de haber presentado una propuesta exitosa. A pesar de que cualquier investigador pueda solicitar una beca del Fondo de Conservación de Edentados, este último dará preferencia a los proyectos diseñados y efectuados por ciudadanos de los países comprendidos en el área de distribución de los edentados.

El Fondo de Conservación de Edentados otorgará becas entre US\$1000 y 3000 para proyectos que investiguen la ecología, comportamiento, distribución, genética y/o demografía de edentados, así como también el impacto del comercio y tráfico sobre las poblaciones silvestres. También serán consideradas propuestas excepcionales que abarcan la cría en cautiverio u otros aspectos del mantenimiento en cautiverio de edentados. Los fondos estarán disponibles para cubrir costes específicos del proyecto, como por ejemplo alimentación, combustible, insumos de campo y

análisis de laboratorio, pero no podrán ser utilizados para sueldos, gastos generales, infraestructura o externalización de análisis de datos. Los pagos se harán directamente al investigador principal de la propuesta exitosa; se requerirán informes financieros, y todos los fondos que no fuesen utilizados directamente para el desarrollo del proyecto específico, tendrán que ser devueltos dentro de un año.

El Fondo de Conservación de Edentados está administrado por Gustavo Fonseca, presidente del Grupo de Especialistas en Edentados y vicepresidente ejecutivo de Programas y Ciencia del Center for Applied Biodiversity Sciences de Conservation International. Los proyectos presentados al Fondo deberían tener una o más de las siguientes características:

1. Un enfoque en edentados amenazados o en peligro de extinción que habitan sus hábitats naturales;
2. Dirección y administración por ciudadanos de países comprendidos en el área de distribución de los edentados, para ayudar a aumentar la capacidad local para conservar la biodiversidad;
3. La capacidad de reforzar redes internacionales de especialistas en edentados que realizan estudios a campo, y de aumentar su capacidad de ser exitosos conservacionistas; y/o
4. Proyectos que tienen como resultado la publicación de información sobre especies de edentados en peligro de extinción en un formato apropiado tanto para expertas como para el público en general.

Los proyectos deberían contribuir a por lo menos uno, y de preferencia a varios, de los siguientes temas:

1. Incrementar el conocimiento científico de la especie o del ecosistema bajo estudio;
2. Mejorar la protección de una especie clave, de su hábitat, o de un área protegida que habita;

3. Demostrar un beneficio *económico* alcanzado mediante la conservación de una especie y su hábitat, comparado con su desaparición;
4. Aumentar la conciencia pública o el impacto educacional como resultado del proyecto en cuestión;
5. Mejorar la capacidad local para el desarrollo de futuros esfuerzos de conservación mediante la capacitación o experiencia práctica obtenida a través de la participación en el proyecto en cuestión; y/o
6. Modificar políticas o leyes inapropiadas que anteriormente llevaban a la disminución de especies o hábitats.

Todas las propuestas presentadas al Fondo de Conservación de Edentados deberían:

1. Incluir un título descriptivo que incluye el nombre (los nombres) de la especie a estudiar y la ubicación geográfica del proyecto (por ejemplo “Conservación del oso hormiguero *Cyclopes didactylus* en el estado de Amazonas, Brasil”).
2. Describir los objetivos principales del proyecto, sus actividades específicas, cómo contribuirán a la conservación de la especie en cuestión y los ecosistemas que habita, y cómo éstos encuadran en la misión del Fondo. Esto debería ser la parte principal de la solicitud y no debería exceder cinco páginas con doble espacio entre líneas.
3. Contener un resumen de aproximadamente 300 palabras, el cual a) describe el contexto, b) presenta el objetivo del proyecto, c) indica la metodología, y d) indica el principal resultado del proyecto.
4. Proporcionar un mapa del área de proyecto y referencias bibliográficas relevantes.
5. Especificar el monto solicitado en dólares, incluir un presupuesto detallado del proyecto, y confirmar el presupuesto total del proyecto, incluyendo

-
- fondos que serán obtenidos de otras fuentes.
6. Proporcionar un cronograma, incluyendo fecha de inicio y de finalización del proyecto.
 7. Describir el personal involucrado y a qué institución pertenece cada integrante (incluir un curriculum vitae del investigador principal e identificar el personal de las instituciones colaboradoras).
 8. Describir los resultados específicos del proyecto, por ejemplo, publicaciones científicas, artículos para el público en general, planes de conservación, planes de manejo, etc. Cada proyecto debería tener como uno de sus objetivos, uno o más resultados como los arriba mencionados.
 9. Describir las instituciones colaboradoras con las cuales el solicitante estará trabajando en el país de desarrollo del proyecto, y si posible, incluir cartas de apoyo de ellas. Esto es especialmente importante para solicitantes que no son ciudadanos del país en el cual desarrollarán su proyecto.
 10. Enumerar tres referencias que el Fondo podrá contactar respecto al proyecto, si lo considera necesario. La lista de referencias debería incluir direcciones postales, números de teléfono y fax, y direcciones de email.

Generalmente, las becas otorgadas serán de US\$1000 a 3000. Por favor, tenga en cuenta que, si se le otorga una beca, será responsable de proveer los siguientes materiales al Fondo durante el desarrollo del proyecto y a su finalización:

1. Un informe de avance de proyecto no más de seis meses posterior a la recepción de la beca, si la duración del proyecto no supera el año; un informe de avance no más de 12 meses posterior a la recepción de la beca, si la duración del proyecto excede un año.
2. Un informe final no más de dos meses posterior a la finalización del proyecto.

3. Un balance económico del proyecto.
4. Cinco copias de cualquier publicación científica o popular, artículos de periódico o revista, o de informes, planes de acción, etc., que resulten del proyecto. Se incita a los recipientes de las becas del Fondo a publicar por lo menos algunos de sus resultados en *Edentata*, la revista del Grupo de Especialistas en Edentados de la UICN/SSC.

Se aceptarán solicitudes al Fondo de Conservación de Edentados durante todo el año, sin fechas límite. Se acusará recibo dentro de dos semanas, y las decisiones serán comunicadas dentro de no más de seis semanas. Las solicitudes deberán ser enviadas a: John M. Aguiar, IUCN/SSC Edentate Specialist Group Conservation Fund, Center for Applied Biodiversity Science, Conservation International, 1919 M Street, NW, Suite 600, Washington, DC 20036, USA. Las consultas sobre el proceso de solicitud pueden ser enviadas a John Aguiar, a la dirección de email <j.aguiar@conservation.org>.

Morphological and Genetic Variability in Maned Sloths, *Bradypus torquatus* (Xenarthra: Bradypodidae)

A research project on the morphological traits and genetic diversity of *Bradypus torquatus*, endemic to the Atlantic Forest, is being conducted as a collaborative study between the Laboratory of Biodiversity and Molecular Evolution (LBEM) at the Federal University of Minas Gerais and the MSC Program of Vertebrate Zoology at the Catholic University of Minas Gerais, both in Belo Horizonte, Minas Gerais, Brazil. This project focuses on the morphological, ecological and genetic aspects of this poorly known and endangered species, and aims to supply information to support measures for its conservation and management.

This study has targeted forest fragments where the largest populations of the species are expected to be found, in the Brazilian states of Bahia, Espírito

Santo and Rio de Janeiro. Morphological data have been collected from 62 wild-caught specimens, and genetic sequences have been derived from the mitochondrial control region (D-loop) from 45 adult animals. These samples represent one population from southeastern Bahia, two populations from south-central Espírito Santo – one from the lowlands and one from the highlands – and one population from Rio de Janeiro.

The morphological analysis indicates that adult *Bradypus torquatus* are the largest of their genus; adult females are significantly larger than males and may reach weights of 10 kg or more. The shape of the mane shows a previously undetected pattern of sexual dimorphism, in which the mane is more conspicuous in males than in females. Sexual dimorphism was also found in the structure of the external genitalia of reproductively active animals; these differences are extremely subtle and almost impossible to distinguish without a great deal of experience. We also detected significant differences in size between individuals from warmer and colder regions, suggesting that populations have adapted morphologically to the temperatures of their local environments. Examination of the animals captured, especially recaptured adults, has improved our understanding of their biological and reproductive parameters. Maned sloths appear to reach maturity at about three years of age, which is a relatively short time for animals of their size and low metabolic rate. (For details see Lara-Ruiz and Chiarello, in press.)

Concerning the genetic analysis (Lara-Ruiz, unpublished data), sequences from the mitochondrial control region showed low levels of within-population polymorphism, and indicated that most of the genetic diversity found in this species is due to differences between populations. Based on D-loop sequences, genetic distances calculated among populations from the different states were high (> 0.90), while the distance found between the two populations sampled from ES was less than 0.1. Accordingly, relations among haplotype lineages present a strong geographic agreement and a highly discontinuous divergence pattern.

The observed patterns of low genetic variability and high genetic structuring – a lack of shared haplotypes between populations, indicating distinct genetic lineages – might result from historic barriers to gene flow and from the species' reduced capacity for dispersal. However, they may also reflect other processes, such as severe population reductions and subsequent recovery (genetic bottlenecks) and the differentiation of remnant populations. These facts accentuate the importance of monitoring animals in their remaining habitat, and also highlight the genetic dangers posed by uninformed translocations between isolated lineages in different states. These results emphasize the need to thoroughly investigate patterns of genetic variability using nuclear markers (a study already in progress) – and if emerging patterns are confirmed, it will further emphasize the need for careful genetic management to promote the recovery and maintenance of the genetic diversity of the surviving populations.

Paula Lara-Ruiz, Fabrício R. dos Santos, Laboratório de Biodiversidade e Evolução Molecular (LBEM), Instituto de Ciências Biológicas (ICB), Universidade Federal de Minas Gerais (UFMG), Belo Horizonte 31270-901, Minas Gerais, Brazil, e-mail: <lara-ruiz@ufmg.br>, and **Adriano G. Chiarello**, Programa de Mestrado em Zoologia de Vertebrados, Pontifícia Universidade Católica de Minas Gerais (PUC), Av. Dom José Gaspar 500, Coração Eucarístico, Belo Horizonte 30535-610, Minas Gerais, Brazil.

References

- Lara-Ruiz, P. and Chiarello, A. G. In press. Life history traits and sexual dimorphism of the Atlantic Forest maned sloth, *Bradypus torquatus* (Xenarthra: Bradypodidae). *Journal of Zoology, London*.
- Lara-Ruiz, P. 2004. Tamanho corporal, dimorfismo sexual e diversidade genética da Preguiça-de-coleira, *Bradypus torquatus* Illiger, 1811 (Xenarthra: Bradypodidae). Master's thesis, Pontifícia Universidade Católica de Minas Gerais, Brazil.

Research on the Maned Sloth (*Bradypus torquatus*) in Bahia, Brazil

The maned sloth (*Bradypus torquatus*) is one of the two species of sloths found in the Brazilian Atlantic Forest, and the only one endemic to this highly disturbed biome. An ecological study of this species has been underway since January 2003 in the Ecoparque de Una, a Private Reserve owned by the Instituto de Estudos Sócio-Ambientais do Sul da Bahia (IESB) in Una, in the state of Bahia. The study is being conducted by Camila Cassano, as part of the requirements for a Master's thesis at the State University of Santa Cruz in Ilhéus, Bahia. The research is being administered by IESB and is financed by the Fundação o Boticário de Proteção à Natureza and Conservação Internacional Brasil.

Three animals have been monitored with radio-telemetry in the primary forest of the Reserve for periods lasting from 12 to 24 months. A further two maned sloths are now being monitored using radio-telemetry in neighboring properties, which include secondary forest and a cocoa plantation shaded by forest canopy trees (*cabruca*). Data on home range and weekly path length have been collected for all the animals, and data on activity budget, daily path length and diet have been collected for ten hours/month using focal-animal sampling.

The home ranges of the maned sloths have varied from 3 to 5 ha. Leaves from trees of the families Moraceae, Bombacaceae, Myrtaceae, Myristicaceae and Fabaceae have been identified as components of the sloths' diet. Observations on behavior and traveling have shown that the sloths are both diurnal and nocturnal, and spend more than 80% of their time resting. Our observations and reports from local people indicate that the sloths use secondary forests and *cabruca*s. Monitoring will continue at least until mid-2006, particularly to examine the relative use of primary forest, secondary forest, and *cabruca*.

Camila Cassano, Instituto de Estudos Sócio-Ambientais no Sul da Bahia (IESB), Rua Major Homem Del Rey 147, Cidade Nova, Ilhéus

45650-000, Bahia, Brazil, and Programa de Pós-Graduação em Zoologia, Universidade Estadual de Santa Cruz (UESC), Rodovia Ilhéus-Itabuna Km 16, Ilhéus 45662-000, Bahia, Brazil.

Projeto Tamanduá: O Grupo de Trabalho pela Conservação do Tamanduá no Brasil



Da ordem Xenarthra, os tamanduas englobam três espécies no Brasil, sendo elas: tamanduá-bandeira (*Myrmecophaga tridactyla*), tamanduá-mirim (*Tamandua tetradactyla*) e o tamanduá (*Cyclopes didactylus*). São animais de hábitos crepusculares e noturnos, podendo ser encontrados em savanas, florestas úmidas e cerrados.

O conhecimento do manejo dessas espécies é de suma importância, uma vez que diante das exigências ambientais, nutricionais e comportamentais desta espécie, tem-se tornado difícil a reprodução no cativeiro. Vale salientar que segundo a lista das espécies ameaçadas de extinção, publicada pelo Ministério do Meio Ambiente no dia 27 de maio de 2003, encontra-se em destaque o *Myrmecophaga tridactyla*. Mediante este contexto, evidencia-se a importância do papel dos zoológicos como mantenedores de programas que tenham como objetivo principal a reprodução de espécies da nossa fauna, principalmente aquelas ameaçadas de extinção.

Justificativa:

Com o intuito de concentrar todas as informações disponíveis sobre as espécies de tamanduas, *in situ* e *ex situ*, de desenvolver um plano de ação para conservação das três espécies no Brasil, e de integrar as instituições brasileiras que desenvolvam trabalhos neste sentido, está sendo gerado o GCTB (Grupo de Trabalho pela Conservação do Tamanduá no Brasil), composto por profissionais que atuam na área de animais selvagens e com experiência no manejo das espécies em questão.

Neste entendimento, busca-se elaborar um trabalho que venha a ser desenvolvido a partir de uma

coletânea de dados obtidos em todo o país. Esse grupo terá sede na Fundação Parque Zoológico de São Paulo, pois esta instituição é pioneira na conservação das espécies de tamanduas no Brasil. Entre outros êxitos, o FPZSP registrou os primeiros casos de nascimentos de tamanduá-bandeira e tamanduá-mirim em cativeiro no Brasil; tem sido responsável pelo maior plantel do Brasil de tamanduá-mirim e tamanduá-bandeira (Censo SZB) e o terceiro plantel de tamanduá-bandeira do mundo (ISIS); e apresenta na sua estrutura organizacional um quadro de profissionais renomados no manejo destas espécies, com publicações nacionais e internacionais.

Missão do GCTB:

Promover ações que favoreçam a conservação das espécies de tamanduás no Brasil.

Fundadores:

Os fundadores incluem Flávia Regina Miranda, do Fundação Parque Zoológico de São Paulo; Rodrigo Hidalgo Teixeira, do Zoo de Sorocaba, São Paulo; e Cátia Dejuste, do Instituto Brasileiro do Meio Ambiente e dos Recursos Naturais Renováveis (IBAMA).

Consultores internacionais:

Os consultores internacionais incluem Dr. Roberto Aguilar, Senior Veterinarian, Audubon Zoo – Audubon Nature Institute, New Orleans, Louisiana, USA; Marcela Uhart, Universidad Nacional Del Centro de la Provincia de Buenos Aires, Argentina e Field Veterinary Program, Wildlife Conservation Society; e Delio Orjuela, Médico Veterinário do Zoológico de Cali, Colômbia.

Os objetivos específicos do GCTB incluem:

- elaborar protocolos de manejo para conservação das espécies no Brasil;
- elaborar o studbook regional, catalogando todas as espécies existentes em cativeiro;
- realizar workshops, nacionais e internacionais, com ênfase na conservação das espécies;
- desenvolver pesquisa e educação ambiental;

- iniciar um controle genealógico dos animais, buscando reerguer a população em cativeiro;
- proporcionar parcerias com profissionais com experiência *in situ*, buscando uma melhoria no manejo *ex situ*;
- unir as instituições que possuam essas espécies em cativeiro;
- firmar parcerias internacionais em prol da conservação das espécies.

Para mais informações, favor entrar em contato com **Flávia Miranda**, Fundação Parque Zoológico de São Paulo, Av. Miguel Stefano 4241, São Paulo 04301-901, São Paulo, Brasil. E-mail <flaviamiranda@yahoo.com> ou <gctb@uol.com.br>.

Project Anteaters in Brazil

Three species of anteaters are found in Brazil: the giant anteater (*Myrmecophaga tridactyla*), the lesser anteater (*Tamandua tetradactyla*) and the silky anteater (*Cyclopes pygmaeus*). Crepuscular and nocturnal, they may be found in savannas, cerrado and humid forests. Understanding how to manage these species in captivity is of great importance, owing to their special nutritional, environmental and behavioral needs, and the difficulties encountered with their captive reproduction. It is worth pointing out that on the list of endangered species published by the Brazilian Ministry of the Environment on 27 May, 2003, *Myrmecophaga tridactyla* stands out. This context makes clear the important role which zoos play in maintaining programs which have as their fundamental objective the reproduction of these representatives of Brazil's mammalian fauna, especially those threatened with extinction.

Justification

With the intention of pooling all available information on tamanduas, both *in situ* and *ex situ* – as well as to develop an action plan for the conservation of these three species in Brazil, and to bring together those Brazilian institutions which have developed projects along these lines – we have

created Project Anteaters (*Grupo de Trabalho pela Conservação do Tamanduá no Brasil*), composed of professionals who work with wild animals and who have experience in the management and husbandry of the species in question.

Therefore we plan to develop a project meant to coordinate data obtained from across the country. This group will be based in the São Paulo Zoo (*Fundação Parque Zoológico de São Paulo*), as this institution has been a pioneer in the conservation of Brazilian anteaters. Among other successes, the São Paulo Zoo registered the first captive births of giant and lesser anteaters in Brazil; the Zoo maintains the largest collection of these species in the country, and the third-largest collection of giant anteaters in the world. The Zoo has a team of professionals on staff who are well-known for their experience with captive management of these species, with national and international publications.

The Mission of Project Anteaters

To promote actions which support the conservation of Brazilian anteaters.

Founders

The founders of Project Anteaters include Flávia Regina Miranda, of the São Paulo Zoo; Rodrigo Hidalgo Teixeira, of the Sorocaba Zoo, São Paulo; and Cátia Dejuste, of the Brazilian environmental agency Instituto Brasileiro do Meio Ambiente e dos Recursos Naturais Renováveis (IBAMA).

International Consultants

The international consultants include Dr. Roberto Aguilar, Senior Veterinarian, Audubon Zoo – Audubon Nature Institute, New Orleans, Louisiana, USA; Marcela Uhart, of the Universidad Nacional Del Centro de la Provincia de Bueno Aires, Argentina and the Field Veterinary Program of the Wildlife Conservation Society; and Delio Orjuela, Medical Veterinarian of the Zoological Park in Cali, Colômbia.

The specific objectives of Project Anteaters include:

- develop management protocols for the conservation of Brazilian anteaters;
- develop a regional studbook cataloguing all individuals now in captivity;
- present national and international workshops with an emphasis on the conservation of these species;
- develop projects on research and environmental education;
- initiate a program of controlled breeding for the captive animals, in order to re-establish the captive population;
- develop partnerships with wildlife professionals who have *in situ* experience, with the goal of improving *ex situ* management;
- unite the institutions which maintain these species in captivity; and
- establish international partnerships towards the conservation of these species.

For more information, please contact **Flávia Miranda**, Fundação Parque Zoológico de São Paulo, Av. Miguel Stefano 4241, São Paulo 04301-901, São Paulo, Brasil. E-mail <flaviamiranda@yahoo.com> or <gctb@uol.com.br>.

Four New Protected Areas in Brazil Cover Nearly 500,000 Hectares

On 3 June, 2004, the Brazilian Minister of the Environment, Marina Silva, announced the creation of four new protected areas – two National Forests and two Extractive Reserves in the states of Paraná (Piraí do Sul National Forest of 124.8 ha in the region of Campos Gerais), Paraíba (Restinga do Cabedelo of 103 ha; mangroves and coastal *restinga* vegetation), Maranhão (Cururupu Extractive Reserve of 185,000 ha; marine resources – mangroves and coastal swamps) and Amazonas (Capanã Grande Extractive Reserve of 304,000 ha; municipality of Manicoré, Rio Madeira). Capanã Grande is one of the protected areas foreseen in the ARPA (Amazon Region Protected Areas) programme of the World Wide Fund for Nature (WWF), Brazil, which is working towards the creation of 50 million ha of new

protected areas in the Amazon over the next 10 years. Eighteen million ha are planned for the first phase of the program (2002–2006) which is supported by the Global Environment Facility (GEF) of the World Bank, the KfW Bankengruppe, and the Brazilian government. At the government ceremony creating these reserves, representatives of the state governments of Acre, Amazonas, Mato Grosso, Pará, Rondônia and Tocantins signed cooperative agreements regarding the implementation of the ARPA.

Serra do Itajaí – A New National Park in the Brazilian Atlantic Forest

The Brazilian government published a decree on 7 June, 2004 creating the Serra do Itajaí National Park of 57,000 ha in the east of the state of Santa Catarina. The Itajaí valley was one of the 80 priority areas for the creation of parks and reserves in the Atlantic Forest identified during a workshop held in August 1999 in Atibaia, São Paulo: “Evaluation and Priority Actions for the Conservation of Biodiversity in the Atlantic Forest and Southern Grasslands”, organized by Conservation International do Brasil in collaboration with the Fundação SOS Mata Atlântica, IPÊ – Instituto de Pesquisas Ecológicas, Fundação Biodiversitas, Secretaria do Meio Ambiente do Estado de São Paulo – SEMAD/SP, and the Instituto Estadual de Florestas – IEF/MG, under the general coordination of the Ministry of the Environment (MMA). The initial proposal for the park, prepared by staff and researchers from the Brazilian Institute for the Environment (IBAMA), the Federal University of Santa Catarina, the Regional University of Blumenau (FURB), and the Santa Catarina State Environmental Secretariat, was sent to the MMA by the State Council for the Atlantic Forest Biosphere Reserve (*Conselho Estadual da Reserva da Biosfera da Mata Atlântica*) in 2002. The park includes parts of nine municipalities – Ascurra, Apiúna, Blumenau, Botuverá, Gaspar, Guabiraba, Indaial, Presidente Nereu and Vidal Ramos – and covers headwaters and springs vital for the region. The Itajaí valley has one of the largest remaining tracts of Atlantic Forest in southern Brazil, and

researchers from the Regional University of Blumenau have found that the park protects 78% of the mammals, 38% of the birds and 47% of the trees and shrubs known to occur in the state. *Source:* Instituto Socioambiental, São Paulo. *Website:* <<http://www.socioambiental.org>>.

International Foundation for Science Research Grants

The International Foundation for Science (IFS) is a research council with international operations whose mission is to build the scientific capacity of developing countries for the sustainable management of biological and water resources. IFS believes that the interests of both science and development are best served by promoting and nurturing the research efforts of promising young science graduates who have the potential to become leading scientists in their countries. Since 1974, IFS has provided support to more than 3500 Grantees in over one hundred developing countries in Africa, Asia, the Pacific, Latin America and the Caribbean.

The IFS Granting Programme is open for project proposals from young scientists from developing countries who meet the eligibility criteria and who conduct research on the sustainable management of biological resources. Proposed projects must be related to the sustainable use of the biological and/or water resource base. IFS is specifically targeting scientists in countries with developing science and technology infrastructures. Research grants are awarded up to a maximum value of US\$12,000 for a period of one to three years, and may be renewed twice. They are intended for the purchase of equipment, expendable supplies, and literature. Details of IFS awards can be found on the IFS website at <http://www.ifs.se/programme/granting_programme.asp>.

Biodiversidade Ganha Rede

No dia 5 de outubro de 2004, foi lançada oficialmente a rede ‘*speciesLink*’ criada pelo Centro

de Referência em Informação Ambiental (Cria), Diretor Presidente Vanderlei Perez Canhos. Integrada ao Sistema de Informação Ambiental do Programa Biota/FAPESP (SinBiota), a rede, que deverá permitir a integração dinâmica de dados sobre a biodiversidade paulista, começa além das fronteiras do Estado: a coleção do Jardim Botânico do Rio de Janeiro já está integrada ao sistema.

O sistema permite a integração de diferentes grupos taxonômicos por meio de bancos de dados distribuídos e protocolos de comunicação. Com isso, será possível ligar, no futuro, as coleções biológicas a outras redes de informação do país e do exterior, por meio de *softwares* livres. A nova estrutura envolve registros de microrganismos, ácaros, insetos, répteis, mamíferos, peixes e tipos de madeira. A rede compartilhará informações de coleções das três universidades paulistas e de nove institutos de pesquisa, além do Jardim Botânico Fluminense. O *speciesLink* deverá ser utilizado como embrião para o desenvolvimento de uma rede brasileira de coleções científicas.

“Com o objetivo de acomodar a biodiversidade tanto sob o ponto de vista geográfico como taxonômico, a expectativa é que o sistema tenha 750 mil registros até 2006”, prevê Canhos. A idéia é que esses aplicativos possam ajudar na resolução de problemas como proteção de espécies ameaçadas, mudanças climáticas e planejamento de áreas de conservação.

“Com o avanço das ferramentas de análise, síntese e visualização dos dados, as coleções que ficarem de fora de uma plataforma como o *speciesLink* tenderão a ficar menos competitivas e menos visíveis para a comunidade científica”, disse Canhos.

O mecanismo físico que viabiliza o novo sistema foi estruturado a partir de servidores que permitem a integração de informações por meio da Rede ANSP (Academic Network at São Paulo), a conexão de internet avançada do Estado de São Paulo e também um programa da FAPESP. Mais informações: <<http://splink.cria.org.br>>. *Fonte:*

Thiago Romero, Agência de Notícias da Fundação de Amparo à Pesquisa do Estado de São Paulo (FAPESP), 6 de outubro de 2004.

The Tahuamanu Biological Station

The Tahuamanu Biological Station of the Amazonian University of Pando (Pando, Bolivia) is sited in an area of primary and secondary *terra firma* forest, typical of Western Amazonia in both flora and fauna. River floodplains and bamboo forests provide additional habitat for specialized taxa. The fauna is representative of the region, and at least eight species of edentate are present in the region, including *Priodontes maximus* (Alverson *et al.*, 2000). Aquatic biodiversity is especially rich in this region, one of the most diverse of the Amazon Basin.

A number of studies have been conducted at the site over the last decade, including long-term field projects on several mammal species. Census data have also been collected for large mammals, birds, fish, reptiles and amphibians as well as local flora. The station is well-suited for teaching field courses, and prior topics include primate conservation and ecology, herpetology, field methods, dendrology and more.

The Tahuamanu Biological Station is one kilometer from the north bank of the Río Tahuamanu and 60 km southwest of Cobija, the capital city of Pando; the station is three hours by road from Cobija's international airport. Located within a trinational frontier, the Biological Station is only a short distance from both the Brazilian and Peruvian borders.

Researchers intending to carry out fieldwork and sampling protocols will require permits from the Bolivian Department of National Biodiversity Management (DGB), which also provides CITES permits. To obtain a permit, scientists must sign a research agreement with a local institution, which the Centro de Investigación y Preservación de la Amazonia (CIPA) can easily provide, in addition to assistance with processing

permit applications. CIPA also offers academic and logistical assistance to researchers, including the arrangement of transportation to and from the field site.

The Station has shared and private cabins, a partially equipped kitchen, a dining area, and teaching and storage facilities. The presence of local guides and a full-time caretaker ensures safe and comfortable living and working conditions for researchers and the presentation of field courses. Over 25 km of trails in an extensive grid system allows for easy viewing of animals. With advance notice, road and river transportation can also be provided through CIPA at the University of Pando. For more information about the Biological Station, please contact Sandra Suárez at <sq6596@nyu.edu> or: Centro de Investigación y Preservación de la Amazonia (CIPA), Universidad Amazónica de Pando, Avenida Crnl. Cornejo, Cobija, Depto. de Pando, Bolivia, Tel.: 591-3-842-2135 ext. 112, <cipauap@hotmail.com> or <estacion_tahuamanu@yahoo.com>.

The Tahuamanu Biological Station is operated through the cooperation of the Universidad Amazónica de Pando, CIPA, the Field Museum and the Gordon and Betty Moore Foundation.

TABLE 1. Edentate species recorded from the vicinity of the Tahuamanu Biological Station. From Alverson *et al.*, 2000.

<i>Cabassous unicinctus</i>
<i>Choloepus hoffmanni</i>
<i>Cyclopes didactylus</i>
<i>Dasybus kappleri</i>
<i>Dasybus novemcinctus</i>
<i>Myrmecophaga tridactyla</i>
<i>Priodontes maximus</i>
<i>Tamandua tetradactyla</i>

Reference

Alverson, W. S., Moskovits, D. K. and Shopland, J. M. (eds.). 2000. *Bolivia: Pando, Río Tahuamanu. Rapid Biological Inventories Report 1.* The Field Museum, Chicago, Illinois.

Research Grants from the Center for Tropical Forest Science / Smithsonian Tropical Research Institute

The Center for Tropical Forest Science (CTFS) of the Smithsonian Tropical Research Institute (STRI) is currently accepting proposals for the sixth cycle of their Research Grants Program.

Purpose/Eligibility

The CTFS Research Grants Program is intended to provide opportunities for senior researchers, post-doctoral fellows, and graduate students to use existing CTFS Forest Dynamics Plots (FDPs) and to conduct research with scientists associated with these plots. The CTFS network of FDPs includes 18 sites in 15 countries. Anyone working directly in a Forest Dynamics Plot, analyzing data from a plot, or generating complementary data that strengthens FDP research programs is eligible to apply. Projects may be field-oriented, laboratory-based, or analytical, and the science may be basic or applied in nature. Grants will range from \$3,000–\$30,000. The CTFS Research Grants Program will make awards for projects between three months and three years in length.

Application

Grant proposals should include a Research Proposal (not to exceed 1500 words), a list of collaborators, curriculum vitae, proposed referees, and a detailed budget. For more information on how to submit a proposal, please visit <<http://www.ctfs.si.edu>>.

Deadline for Applications

This grants program has switched to an annual cycle. Submissions will be accepted yearly on the last Friday of July; the next deadline for applications is July 29, 2005. For more information, please contact: Center for Tropical Forest Science, Smithsonian Tropical Research Institute, P.O. Box 37012, QUAD 3123, MRC 705, Washington, DC 20013-7012, USA, Tel: 202-633-4012, Fax: 202-786-2557, <<http://www.ctfs.si.edu>>.

Conservation of the Atlantic Forest in São Paulo – A Rolex Award for Laury Cullen Jr.

Laury Cullen Jr., Research Coordinator at IPÊ – Instituto de Pesquisas Ecológicas, based in Nazaré Paulista, São Paulo, is a recipient of The Rolex Awards for Enterprise, promoted by Rolex S.A. The award was announced on 29 September 2004, in Paris. Key behind this award was his project “Transforming Farmers into Conservationists to Preserve the Atlantic Forest and its Fauna.” Over the last nine years, Laury Cullen Jr. has focused on protecting the forest fragments remaining in the west of the state of São Paulo, working with small farmers and landowners, and demonstrating techniques and systems in agroforestry which promote the recovery of degraded soils besides the preservation and recovery of the forest fragments and their fauna. He is currently planning to increase the number and extent of forest corridors in the region, while simultaneously helping to promote the economic well-being of at least 400 farmers. IPÊ was founded in 1992 specifically for the conservation of the black lion tamarin, *Leontopithecus chrysopygus*, one of the many species which will benefit directly from the forest restoration resulting from Cullen Jr.’s project. He is currently researching for his doctoral thesis at the Durrell Institute for Conservation and Ecology (DICE) of the University of Kent, UK. The deadline for registration for ‘The Rolex Awards for Enterprise 2006’ is 31 May 2005. Websites: <www.rolexawards.com>, <<http://www.wpti.org/ipe.htm>>.

ISIS Zoological Information Management System (ZIMS) Project

The International Species Information System (ISIS), in cooperation with other representatives of the zoological community, is designing the next generation of software for the data management needs of zoos and aquariums worldwide. The Zoological Information Management System (ZIMS) will replace the current ISIS software to provide a more accurate and comprehensive database of

animal inventories. More than 500 animal-care experts from zoos, aquariums and related organizations worldwide will participate in the project. ISIS works closely with the International Animal Data Information Systems Committee (IADISC).

ZIMS will allow users to see collections of animal data in real time, and will enhance local care and international conservation efforts by providing faster and better access to species information. When complete, ZIMS will be available in three models; each institution can choose the model that is best suited to their needs. The models include:

ZIMS ASP model:

Functioning like an online bank or airline reservation system, this application allows users to conduct transactions through a dedicated website. This version is suitable for small to medium zoos and aquaria with few users and fast internet connections.

ZIMS locally-hosted model:

This model works like a ticketing or finance system, in that ZIMS will “talk” to other applications. This model assumes that the institution is medium to large in size with in-house IT expertise available. You should use this model if your institution has legal requirements to keep a copy of your own data on your own servers.

ZIMS stand-alone model:

This is a single-computer version for the institution that has limited internet connectivity, only one or two people using the system and no IT expertise available. Training members on ZIMS is expected to take place in 2006.

The ZIMS Project is one of the largest, international web-based projects of its kind. ZIMS will serve as the central repository for accurate and comprehensive information on two million animals in more than 70 countries. For more information on ZIMS visit the ISIS website at <<http://www.isis.org>> or the ZIMS project site at <<http://www.zims.org>>.

A Website for Giant Anteaters

The Online Anteater is a site dedicated to the giant anteater (*Myrmecophaga tridactyla*). Nicely organized, the site includes sections on habitat, diet, breeding, biology, behavior and history. Also included is an extensive list of links to other sites with information on giant anteaters, such as fact sheets, zoological institutions housing anteaters and articles and news. This is an excellent site for educators wishing to gather basic information and some fun facts about the giant anteater. The site can be viewed at <<http://www.maiaw.com/anteater>>. For questions or comments, contact Maia Weinstock at <maia@alumni.brown.edu>.

RECENT PUBLICATIONS

Threatened Edentates in Southern Brazil – Red Data Books for the States of Paraná and Rio Grande do Sul

The Instituto Ambiental do Paraná has published the *Livro Vermelho da Fauna Ameaçada no Estado do Paraná*, in cooperation with the Government of Paraná and the Secretaria de Estado do Meio Ambiente e Recursos Hídricos (SEMA). Edited by Sandra Bos Mikich and Renato Silveira Bérnils, this 700-page volume provides the most recent assessment of the conservation status of well over three hundred threatened and indeterminate species in the Brazilian state of Paraná. Detailed entries, each with its own map, cover 56 species of mammals, 167 birds, 13 reptiles, 25 amphibians, 50 fishes, 18 bees and 15 butterflies, for a total of 344 species designated as threatened, Near Threatened or Data Deficient. Of all the species known to occur in Paraná, 32% of the mammals are considered threatened, 28% of the reptiles and amphibians, 22% of birds, and 5% or less of fishes, bees and butterflies.

Of the 176 mammal species verified from Paraná, nine are edentates, three of which are treated in

the *Livro Vermelho: Bradypus variegatus* (RE), *Cabassous tatouay* (DD) and *Myrmecophaga tridactyla* (CR). The three-toed sloth is known there from a single record in 1946, and the species was probably extirpated decades ago, owing to its need for primary forest and its extreme sensitivity to habitat alteration. Both the giant anteater and the naked-tailed armadillo still survive in Paraná, but they are threatened by agricultural expansion and habitat loss, including the wildfires and controlled burns known together as *queimadas*. They often fall victim to domestic dogs and highway strikes, and they are heavily persecuted by local people for threats both real and imagined. As a first step in addressing their decline, the *Livro Vermelho* of Paraná recommends research projects to understand their basic biology, ecology and remaining distribution.

The Paraná volume follows the publication, in 2003, of an equally comprehensive survey for Brazil's southernmost state: the *Livro Vermelho da Fauna Ameaçada de Extinção no Rio Grande do Sul*, edited by Carla S. Fontana, Glayson A. Bencke and Roberto E. Reis, and published by Edipucrs, the university press of the Pontifícia Universidade Católica do Rio Grande do Sul. This volume received support from a variety of foundations and NGOs, including Conservation International do Brasil and the Fundação O Boticário de Proteção à Natureza. The assessments detailed in the *Livro Vermelho*, resulting from more than three years of work by dozens of specialists, were codified in state law by Decreto Estadual nº 41.672, promulgated on 11 June 2002 and signed by then-governor Olívio Dutra.

The *Livro Vermelho* of Rio Grande do Sul provides information on 261 species in five threat categories, including 33 mammals, 128 birds, 27 reptiles and amphibians, 28 fishes, 18 insects, 17 molluscs, 7 crustaceans and 3 sponges. Of the nine edentates originally known from the state – the same nine that occur in Paraná – three are listed as threatened: *Cabassous tatouay* (DD), *Myrmecophaga tridactyla* (CR) and *Tamandua tetradactyla* (VU). Both anteater species have suffered from the widespread loss of habitat,

TABLE 1. Regional classifications for edentates in Paraná and Rio Grande do Sul.

	Status*	Threats
Paraná		
<i>Bradypus variegatus</i>	RE	Habitat loss and disturbance
<i>Cabassous tatouay</i>	DD	Habitat destruction; fires; persecution
<i>Myrmecophaga tridactyla</i>	CR	Agricultural expansion; fires; hunting; domestic dogs; highway mortality
Rio Grande do Sul		
<i>Cabassous tatouay</i>	DD	Not specified
<i>Myrmecophaga tridactyla</i>	CR	Agricultural expansion; fires; persecution; highway mortality
<i>Tamandua tetradactyla</i>	VU	Agricultural expansion; fires; domestic dogs; highway mortality

* **DD** = Data Deficient, **VU** = Vulnerable, **CR** = Critically Endangered, and **RE** = Regionally Extinct.

both for themselves and for the social insects they feed on, owing to agricultural expansion and the *queimadas*. As in Paraná, domestic dogs and highway mortality are taking their toll, and local people kill giant anteaters on sight for their supposed ferocity. To counter these threats, the *Livro Vermelho* suggests several courses of action, beginning with field studies to supply baseline biological and ecological information for each of these species. Other recommendations include programs of environmental awareness, the creation of protected areas around specific habitat complexes, and statewide surveys for surviving populations – in particular of *Myrmecophaga tridactyla*.

These two volumes from Paraná and Rio Grande do Sul are the most recent additions to a small series of regional assessments produced by individual states in Brazil. Paraná was the first state to do so, in 1995, at which time their list included 21 species of mammals (Brazil, Paraná, SEMA, 1995). Three years later the states of Minas Gerais, Rio de Janeiro and São Paulo also released summaries of threatened species within their borders (Machado *et al.*, 1998; Bergallo *et al.*, 1998; Brazil, São Paulo, SMA, 1998), listing 40, 43 and 41 species of threatened mammals respectively. All together these five states, concentrated in the industrialized and heavily impacted southeast of Brazil, remain the only states to have produced current, comprehensive assessments of threatened species. We hope that other Brazilian states will join this continuing process, and provide sum-

maries of equal scope and value for other regions in Brazil.

Threatened Edentates in Paraná

Bradypus variegatus - RE

On the basis of a single record from Londrina in 1946, the three-toed sloth is included among the fauna of Paraná as regionally extinct. The species is closely tied to primary forest, and is sensitive to even slight disturbance or changes in its environment; it most likely has gone extinct in Paraná owing to changes in forest type and overall habitat loss. No recommendations are made.

Myrmecophaga tridactyla - CR

The giant anteater's original distribution in Paraná is unknown, and now it is found mainly in remnant patches of cerrado and *campos naturais*. In recent years only a few sightings have been made from a handful of protected areas; no population estimates can be made, but it has already vanished from one state park and its presence is uncertain in others. Giant anteaters are able to survive in ranchlands and pasture if ants and termites are present, but otherwise they will disappear as well. The primary threats to this species in Paraná, as elsewhere, are the extensive expansion of agriculture, subsistence hunting by humans and attacks by domestic dogs. Its population is also impacted by widespread burnings and highway mortality. No conservation measures are currently in place, but the *Livro Vermelho* recommends an urgent program to map the current extent of the species

in Paraná and monitor individuals in the wild, along with other ecological projects and habitat protection in general.

Cabassous tatouay - DD

Although relatively common from Bahia to Rio Grande do Sul, this species is little-known and rarely verified from Paraná. Presumably its range once included the entire state; today it survives in a variety of habitats, from humid forests to open and altered areas. The main threats are uncontrolled burnings and habitat destruction. *C. tatouay* is also heavily hunted in cultivated areas for the damage done to fields by the excavation of its burrows, which are occupied in sequence and then abandoned. The only recommendations are for research projects on its distribution, ecology and biology.

Threatened Edentates in Rio Grande do Sul

Tamandua tetradactyla - VU

In Rio Grande do Sul, historical records suggest the lesser anteater once occurred throughout the state. It is still widespread, although restricted mainly to the central and southern regions. It is absent from the northeast, where they are most likely extinct. Although capable of living in a wide range of habitats, in Rio Grande do Sul the lesser anteater prefers forested areas to savanna, and lives close to water whenever possible. Its populations have declined along with their habitat, which has been degraded and fragmented by agriculture and widespread burnings. Domestic dogs have become a major predator, along with occasional killings by humans for no particular reason, and highway mortality is also a serious concern. The *Livro Vermelho* recommends long-term field studies on their diet, activity patterns, population density, home-range size and preferred habitats – an indication of how much basic information is still wanting for this species.

Myrmecophaga tridactyla - CR

Giant anteaters were already rare a century ago in Rio Grande do Sul, and by now they may already be ecologically extinct in the state. Never common anywhere across their immense range – which at

one time may have reached from Argentina to Belize – there is little evidence they survive in Rio Grande do Sul, aside from a single individual found dead on a highway in 1999. Able to survive in a tremendous variety of landscapes, from humid tropical forest to dry steppes and savannas, they nonetheless require gallery forests for access to water and sleeping trees. On account of their aggressive self-defense when threatened, giant anteaters garnered a reputation for ferocity among the gauchos, and they are still often shot on sight as “dangerous” animals – although they are rarely if ever eaten once killed. The tremendous loss of habitat due to agriculture must have had direct effects on their population, but has also caused a great decline in the standing crop of the social insects on which they survive. In the Cerrado, the most common cause of individual death is from fires, although highway mortality is also a danger. The *Livro Vermelho* suggests three primary actions: to locate any individuals or populations still surviving in the state; to create conservation units around forests associated with native grasslands, in order to provide natural refuges; and to educate local people about the inoffensive nature and serious decline of giant anteaters in their state.

Cabassous tatouay - DD

There is no recent information on the status of this species in Rio Grande do Sul; there are old records, but no surveys are underway. The *Livro Vermelho* suggests *C. tatouay* may be declining in the west and southwest of the state, but gives no reasons for this decline nor recommendations for conservation action.

John M. Aguiar, Center for Applied Biodiversity Science, Conservation International, 1919 M Street NW, Suite 600, Washington, DC 20036, USA. E-mail: <j.aguiar@conservation.org>.

References

Bergallo, H. de G., Duarte da Rocha, C. F., Alves, M. A. dos S. and Van Sluys, M. 1998. A Fauna Ameaçada de Extinção do Estado do Rio de Janeiro. Unpublished report, Programa de Ecologia, Conservação e Manejo de Ecos-

- sistemas do Sudeste Brasileiro, Universidade do Estado do Rio de Janeiro, Rio de Janeiro.
- Brazil, Paraná, SEMA. 1995. *Lista Vermelha de Animais Ameaçados de Extinção no Estado do Paraná*. Secretaria de Estado do Meio Ambiente (SEMA), Deutsche Gesellschaft für Technische Zusammenarbeit – GTZ (GmbH), Curitiba.
- Brazil, São Paulo, SMA. 1998. *Fauna Ameaçada no Estado de São Paulo*. Centro de Editoração (CED), Secretaria de Estado do Meio Ambiente (SMA), São Paulo.
- Fontana, C. S., Bencke, G. A. and Reis, R. E. (eds.). 2003. *Livro Vermelho da Fauna Ameaçada de Extinção no Rio Grande do Sul*. Edipucrs, Porto Alegre.
- Machado, A. B. M., Fonseca, G. A. B. da, Machado, R. B., Aguiar, L. M. de S. and Lins, L. V. 1998. *Livro Vermelho das Espécies Ameaçadas de Extinção da Fauna de Minas Gerais*. Fundação Biodiversitas, Belo Horizonte.
- Mikich, S. B. and Bernils, R. S. (eds.). 2004. *Livro Vermelho da Fauna Ameaçada no Estado do Paraná*. Instituto Ambiental do Paraná, Curitiba.

A Map of the Brazilian Amazon

The Instituto Socioambiental (ISA), São Paulo, has published a new map of the Brazilian Amazon (*Amazônia Legal*) covering 500.6 million ha in the states of Amazonas, Pará, Acre, Roraima, Rondônia, Mato Grosso, Tocantins, Amapá, and part of Maranhão. “Amazônia Brasileira 2004”, at a scale of 1:4,000,000, is 100 x 70 cm, and maps vegetation types, deforestation and human impacts in the region. There is also a list of the 236 protected areas and 400 Indigenous lands, parks and reserves of the region, part of a database maintained by the Instituto Socioambiental which indicates a total of 60.5 million ha of the Brazilian Amazon in protected areas, corresponding to 12% of the region (excluding c.14 million ha overlapping with Indigenous lands). Indigenous lands cover 104.3 million ha, or about 20% of the region. The list includes the name, category, area and the legal act which created each park and reserve, and

the juridical/administrative status of, and names of the tribes in, each of the Indigenous lands. The data come from the Protected Areas Monitoring Programme (*Programa de Monitoramento de Áreas Protegidas*) of the Instituto Socioambiental, and have been plotted on maps drawn up by the Brazilian Institute for Geography and Statistics (*Instituto Brasileiro de Geografia e Estatística* – IBGE), Rio de Janeiro. The database of the “Global Land Cover 2000” of the Joint Research Centre (JRC) of the European Commission was used to identify areas which have been deforested and impacted. The map is available at the Socioambiental website, <<http://www.socioambiental.org>>, for R\$15.00 + postage.

Lundiana – Uma Revista de Biodiversidade

A revista *Lundiana* está completando, em 2004, seu terceiro ano de publicação em sua nova fase, como revista de Biodiversidade. Ao longo deste tempo, ela publicou 59 artigos em Botânica, Ecologia e Zoologia, escritos por autores de todas as regiões do Brasil e de 10 países das três Américas, da Europa e Austrália. *Lundiana* tem se mostrado uma boa alternativa para publicação de artigos relacionados à biodiversidade, pelas seguintes razões: 1. Alta qualidade gráfica (papel de alta qualidade; diagramação moderna e atraente; impressão de altíssima qualidade); 2. Publicação rápida (em média, menos de 11 meses); 3. Indexação na maioria dos mais importantes indexadores internacionais nas diversas áreas das ciências naturais; 4. Espaço ilimitado para publicação; 5. Publicação gratuita; 6. 25 separatas inteiramente grátis e 7. Publicação de fotos coloridas sem custo adicional. Esses fatores têm levado a um aumento contínuo do fluxo de manuscritos submetidos à nossa revista. Com isto, já estamos considerando a possibilidade de passarmos a publicar três em vez de dois números por ano, a partir de 2005. Ajudem-nos a manter nossa revista em sua rota ascendente de qualidade e sucesso: Assine *Lundiana*. Os valores das assinaturas são: Estudantes (graduação e pós-graduação): R\$25,00; Profissionais: R\$35,00. Para assinar, você pode procurar diretamente o Prof.

Fernando Silveira, Departamento de Zoologia, Instituto de Ciências Biológicas, Universidade Federal de Minas Gerais, Campus Pampulha, Belo Horizonte, Minas Gerais, CEP 3270-901, Brasil, e-mail: <cct@icb.ufmg.br>.

BOOKS AND ARTICLES

Books

The Atlantic Forest of South America: Biodiversity Status, Threats, and Outlook, edited by Carlos Galindo-Leal and Ibsen de Gusmão Câmara, 2003. Island Press, Washington DC. 488pp. ISBN 1-55963-988-1. Price: \$70.00 (hardback), \$35.00 (paperback). This book presents an authoritative account of the world's most threatened tropical forest by the biologists and conservationists who know it best. Although the majority of the remaining Atlantic Forest extends across southeastern Brazil, substantial portions once existed in Paraguay and Argentina as well, and the text considers the surviving forests of each nation in turn before examining issues which affect the remnants of the biome as a whole. Chapters specific to primates include an overview of the conservation history of the golden lion tamarin in Rio de Janeiro, Brazil, and an assessment of primate species in Misiones, Argentina. *Contents:* Foreword – Gustavo A. B. da Fonseca, Russell A. Mittermeier & Peter Seligmann, pp. xi–xiii; Preface – Gordon E. Moore, p.xv. Part I. Introduction. 1. Atlantic Forest hotspot status: An overview – C. Galindo-Leal & I. de Gusmão Câmara, pp.3–11; 2. State of the hotspots: The dynamics of biodiversity loss – C. Galindo-Leal, T. R. Jacobsen, P. F. Langhammer & S. Olivieri, pp.12–23. II. Brazil. 3. Dynamics of biodiversity loss in the Brazilian Atlantic Forest: An introduction – L. P. Pinto & M. C. Wey de Brito, pp.27–30; 4. Brief history of conservation in the Atlantic Forest – I. de Gusmão Câmara, pp.31–42; 5. Status of the biodiversity of the Atlantic Forest of Brazil – J. M. Cardoso da

Silva & C. H. M. Casteleti, pp.43–59; 6. Monitoring the Brazilian Atlantic Forest cover – M. M. Hirota, pp.60–65; 7. Conservation priorities and main causes of biodiversity loss of marine ecosystems – S. Jablonski, pp.66–85; 8. Endangered species and conservation planning – M. Tabarelli, L. P. Pinto, J. M. Cardoso da Silva & C. M. R. Costa, pp.86–94; 9. Past, present, and future of the golden lion tamarin and its habitat – M. C. M. Kierulff, D. M. Rambaldi & D. G. Kleiman, pp.95–102; 10. Socioeconomic causes of deforestation in the Atlantic Forest of Brazil – C. E. F. Young, pp.103–117; 11. The Central and Serra do Mar corridors in the Brazilian Atlantic Forest – A. P. Aguiar, A. G. Chiarello, S. L. Mendes & E. Neri de Matos, pp.118–132; 12. Policy initiatives for the conservation of the Brazilian Atlantic Forest – J. C. Carvalho, pp.133–136. Part III. Argentina. 13. Dynamics of biodiversity loss in the Argentinean Atlantic Forest: An introduction – A. R. Giraudo, pp. 139–140; 14. Brief history of conservation in the Paraná Forest – J. C. Chebez & N. Hilgert, pp.141–159; 15. Biodiversity status of the interior Atlantic Forest of Argentina – A. R. Giraudo, H. Povedano, M. J. Belgrano, E. Krauczuk, U. Pardiñas, A. Miquelarena, D. Ligier, D. Baldo & M. Castelino, pp.160–180; 16. Threats of extinction to flagship species in the Interior Atlantic Forest – A. R. Giraudo & H. Povedano, pp.181–193; 17. Outlook for primate conservation in Misiones – M. S. Di Bitetti, pp.194–199; 18. The loss of Mbyá wisdom: Disappearance of a legacy of sustainable management – A. Sánchez & A. R. Giraudo, pp.200–206; 19. Socioeconomic roots of biodiversity loss in Misiones – S. Holz & G. Placci, pp.207–226; 20. Conservation capacity in the Paraná Forest – J. P. Cinto & M. P. Bertolini, pp.227–244; 21. Critical analysis of protected areas in the Atlantic Forest of Argentina – A. R. Giraudo, E. Krauczuk, V. Arzamendia & H. Povedano, pp.245–261; 22. Last opportunity for the Atlantic Forest – L. A. Rey, pp.262–264. Part IV. Paraguay. 23. Dynamics of biodiversity loss in the Paraguayan Atlantic Forest: An introduction – J. L. Cartes & A. Yanosky, pp.267–268; 24. Brief history of conservation in the Interior Atlantic Forest – J. L. Cartes, pp.269–287; 25.

Biodiversity status of the Interior Atlantic Forest of Paraguay – F. Fragano & R. Clay, pp.288–309; 26. Socioeconomic drivers in the Interior Atlantic Forest – A. M. Macedo & J. L. Cartes, pp.310–324; 27. The Guaraní Aquifer: A regional environmental service – J. F. Facetti, pp.325–327; 28. Conservation capacity in the Interior Atlantic Forest of Paraguay – A. Yanosky & E. Cabrera, pp.328–354. Part V. Trinational Issues. 29. Dynamics of biodiversity loss: An introduction to trinational issues – T. R. Jacobsen, pp.357–359; 30. Species on the brink: Critically endangered terrestrial vertebrates – T. Brooks & A. B. Rylands, pp.360–371; 31. Putting the pieces back together: Fragmentation and landscape conservation – C. Galindo-Leal, pp.372–380; 32. Endangered forests, vanishing peoples: Bio-cultural diversity and indigenous knowledge – T. R. Jacobsen, pp.381–391; 33. Unwanted guests: The invasion of nonnative species – J. K. Reaser, C. Galindo-Leal & S. R. Ziller, pp.392–405; 34. Harvesting and conservation of heart palm – S. E. Chediack & M. F. Baqueiro, pp.406–412; 35. The effects of dams on biodiversity in the Atlantic Forest – C. Fahey & P. F. Langhammer, pp.413–425; 36. Populating the environment: Human growth, density and migration in the Atlantic Forest – T. R. Jacobsen, pp. 426–435; 37. Mercosur and the Atlantic Forest: An environmental regulatory framework – M. Leichner, pp.436–443; 38. A challenge for conservation: Atlantic Forest protected areas – A.-V. Lairana, pp.444–457. Part VI. Conclusion. 39. Outlook for the Atlantic Forest – C. Galindo-Leal, I. de Gusmão Câmara & P. J. Benson, pp.461–464.

Darwinian Heresies, edited by Abigail Lustig, Robert J. Richards, and Michael Ruse. Cambridge University Press, New York, 2004. 208pp. ISBN 0521815169 (hardcover), \$65.00. *Darwinian Heresies* looks at the history of evolutionary thought in an attempt to break through conventional thinking to see whether there are assumptions or theories that are blinding us to important issues. The collection, which includes essays by historians and philosophers of science, digs beneath the surface and shows that not all is precisely as it is often assumed to be. Covering a

wide range of issues starting back in the eighteenth century, *Darwinian Heresies* brings us up through the time of Charles Darwin and *The Origin of Species* all the way to the twenty-first century. It is suggested that Darwin's true roots lie in Germany, not in his native England; that Russian evolutionism is more significant than many are prepared to allow; and that the main influence on twentieth-century evolutionary biology was not Charles Darwin at all but his often-despised contemporary, Herbert Spencer. The collection is intended to interest, to excite, to infuriate, and to stimulate further work. *Contents*: 1. Introduction: Biologists on Crusade – Abigail Lustig, p.1–13; 2. Russian Theoretical Biology between Heresy and Orthodoxy: Georgii Shaposhnikov and His Experiments on Plant Lice – Daniel Alexandrov & Elena Aronova, pp.14–47; 3. The Specter of Darwinism: The Popular Image of Darwinism in Early Twentieth-Century Britain – Peter J. Bowler, pp.48–68; 4. Natural Atheology – Abigail Lustig, pp.69–83; 5. Ironic Heresy: How Young-Earth Creationists Came to Embrace Rapid Microevolution by Means of Natural Selection – Ronald L. Numbers, pp.84–100; 6. If This Be Heresy: Haeckel's Conversion to Darwinism – Robert J. Richards, pp.101–131; 7. Adaptive Landscapes and Dynamic Equilibrium: The Spencerian Contribution to Twentieth-Century American Evolutionary Biology – Michael Ruse, pp.131–150; 8. "The Ninth Mortal Sin": The Lamarckism of W. M. Wheeler – Charlotte Sleight, pp.151–172; 9. Contemporary Darwinism and Religion – Mikael Stenmark, pp.173–192. Available from: Cambridge University Press, 40 West 20th Street, New York, NY 10011-4211, USA, Fax: 1-212-691-3239. General Address (Orders & Customer Service): Cambridge University Press, 100 Brook Hill Drive, West Nyack, NY 10994-2133, USA, Tel: 1-845-353-7500, Fax: 1-845-353-4141. Website: <<http://www.cup.org>>.

Janelas para a Biodiversidade no Parque Nacional do Jaú, por Sérgio Henrique Borges, Simone Iwanaga, Carlos César Durigan & Marcos Roberto Pinheiro. Fundação Vitória Amazônica, Manaus, 2004. 280pp. ISBN: 8585830034 (paperback), R\$50.00 + postage (no Brasil). O "Janelas para a Biodiversidade" é um projeto de planejamento

de pesquisa, com o objetivo de desenvolver uma estratégia para inventariar e monitorar a biodiversidade, e o uso dos recursos naturais, pelos residentes do Parque Nacional do Jaú. O projeto conta com a participação de pesquisadores de várias instituições, como o Instituto Nacional de Pesquisas da Amazônia (INPA), Universidade Federal do Amazonas (UFAM), Universidade de Campinas (UNICAMP) e Universidade de São Paulo (USP). O Projeto “Janelas para a Biodiversidade” foi implementado pela Fundação Vitória Amazônica (FVA) entre 1999 e 2002, em parceria com o IBAMA, apoio da WWF-Brasil e do Programa USAID. A experiência do projeto é relatada em um livro editado em 2004 pela FVA, na expectativa de que seja útil para outras entidades e agências ambientais que trabalham na Amazônia. O livro reúne contribuições de 31 pesquisadores das áreas biológicas e sociais representando a FVA e outras importantes instituições de pesquisa. Ao comprar um exemplar você estará contribuindo para projetos de conservação na bacia do rio Negro. *Sumário*: Apresentação – J. T. da Frota Alves Neto & C. C. Durigan, pp.vii–viii; Prefácios – M. Saragoussi & J. A. A. Gomes, pp.ix–xii. Seção 1 – Definindo a Metodologia. 1. Planejando o estudo da biodiversidade na Amazonia brasileira: Uma experiência no Parque Nacional do Jaú – S. H. Borges, C. C. Durigan, M. R. Pinheiro, J. L. C. Camargo & A. Murchie, pp.3–14; Caracterização das Janelas para a Biodiversidade do Parque Nacional do Jaú – M. R. Pinheiro & S. H. Borges, pp.19–28. Seção 2 – Pesquisas Sociais. Dinâmica da população humana nos rios do Parque Nacional do Jaú – M. R. Pinheiro & A. B. Macedo, pp.43–61; As condições de vida e uso dos recursos pelos moradores do Parque Nacional do Jaú – M. P. S. R. Chaves, J. P. Abreu & F. Bindá, pp.63–78. Seção 3 – Inventários Biológicos. 5. Biodiversidade de algas planctônicas do Parque Nacional do Jaú: Janela Seringalzinho – S. Melo, M. G. Sophia, M. Menezes & C. A. Souza, pp.83–92; 6. As palmeiras da região do Seringalzinho – C. V. Castilho, pp.95–102; 7. A vegetação ao longo de um gradiente edáfico no Parque Nacional do Jaú – A. Vicentini, pp.105–131; 8. Araneofauna na região do Seringalzinho – C. S. Azevedo & M. Smith, pp.135–141; 9.

Tabanidae (Insecta: Diptera) do Parque Nacional do Jaú. II – A. L. Henriques, pp.143–151; 10. Formigas do Parque Nacional do Jaú: Uma primeira análise – H. L. Vasconcelos, N. J. Fraga & J. M. S. Vilhena, pp.153–160; 11. Anfíbios, lagartos e serpentes do Parque Nacional do Jaú – S. Neckel-Oliveira & M. Gordo, pp.161–173; 12. Inventário de aves no Parque Nacional do Jaú utilizando a abordagem do Projeto Janelas para a Biodiversidade – S. H. Borges, pp.177–192; 13. Levantamento de mamíferos diurnos de médio e grande porte no Parque Nacional do Jaú: Resultados preliminares – S. Iwanaga, pp.195–207. Seção 4 – Uso de Recursos Naturais. 14. A caça e a pesca no Parque Nacional do Jaú – J. C. B. Pezzuti, G. H. Rebêlo, D. F. Silva, J. P. Lima & M. C. Ribeiro – pp.213–228; 15. O extrativismo de cipós (*Heteropsis* spp., Araceae) no Parque Nacional do Jaú – C. C. Durigan & C. V. Castilho, pp.231–242; 16. Práticas agrícolas dos moradores do Parque Nacional do Jaú – S. H. Borges, F. Filoni & I. C. Siqueira, pp.245–253. Seção Final – Síntese e Avaliação. 17. Projeto Janelas a Biodiversidade: Avaliação e perspectivas – J. L. C. Camargo, S. H. Borges, C. C. Durigan, M. R. Pinheiro & S. Iwanaga, pp.259–273. Para comprar: ligue para (0xx92) 642 7866/4559 ou escreva para <fva@fva.org.br> informando o seu endereço completo para cálculo de taxas postais.

Los Mamíferos de la Argentina, y la Región Austral de Sudamérica, by Aníbal Parera, with photographs by Francisco Erize. 2002. Editorial El Ateneo, Buenos Aires. 454pp. ISBN 950-02-8536-3 (hardback), US\$59.30. This superb book presents an overview of the mammal fauna of Argentina, illustrated with careful line drawings and excellent photographs. An accomplished conservationist, Parera has selected 108 native species from 13 orders to represent the full diversity of Argentine mammals. Each family, when possible, is represented by at least one species, and for those orders with exceptional diversity – notably bats and rodents – there is at least one example of each major feeding guild or ecomorph. In addition, owing to their broad interest and visual appeal, there is a particular focus on the ungulates, edentates and carnivores. The sec-

tion on edentates in particular is quite remarkable; the photographs must be among the best ever published for edentates, especially of such rare and camera-shy creatures as the fairy armadillo and giant armadillo. Each species profiled in the book is given a thorough dossier, including body measurements and description, habitat preferences and geographic distribution – with excellent range maps – and behavior, ecology and conservation status. Parera has also assembled a formidable bibliography of research on Argentinian mammals, many citations of which are not well known in North America. The edentates profiled in the text include *Dasyus novemcinctus*, *Euphractus sexcinctus*, *Chaetophractus villosus*, *Zaedyus pichiy*, *Tolypeutes matacus*, *Priodontes maximus*, *Chlamyphorus truncatus*, *Myrmecophaga tridactyla* and *Tamandua tetradactyla*, with additional photographs of other edentates from southern South America. Aside from its value as a compilation of Argentine mammalogy, this book is a wonder to page through, and – rare among books in this field – would be just as appropriate for a child who delights in mammals as for the adult who studies them. Available from the publisher's website at <<http://www.elateneo.com>>

Los Mamíferos de la Argentina, y la Región Austral de Sudamérica, por Aníbal Parera, con fotografías de Francisco Erize. 2002. Editorial El Ateneo, Buenos Aires. 454 pp. ISBN 950-02-8536-3 (edición de tapas duras), precio US\$59.30. Este excelente libro da una vista general de los mamíferos argentinos y sus países vecinos, con minuciosos dibujos y excelentes fotografías. El conservacionista Parera eligió 108 especies autóctonas de 12 órdenes para representar la gran diversidad de mamíferos argentinos. Cada familia, si posible, está representada por al menos una especie, y de los órdenes de mayor diversidad – particularmente, murciélagos y roedores – figura por lo menos un ejemplo de los distintos ecotipos. El libro incluye un enfoque especial en los ungulados, edentados y carnívoros por el gran atractivo visual de estos taxones y el amplio interés que despiertan en el público. El capítulo sobre edentados es simplemente extraordinario; las fotografías de edentados deben ser de las mejores que ya fueron publicadas, especialmente las de

especies tan raras y difíciles de fotografiar como el pichiciego (*Chlamyphorus truncatus*) y el tatú carreta (*Priodontes maximus*). Cada especie incluida en el libro está presentada mediante una extensa ficha, la cual incluye medidas corporales y una descripción de las preferencias de hábitat, distribución geográfica – incluyendo excelentes mapas de distribución – comportamiento, ecología y estado de conservación. Parera también recopiló una muy amplia bibliografía sobre investigaciones científicas realizadas sobre mamíferos argentinos; muchos trabajos incluidos en su lista son poco conocidos en América del Norte. Los edentados presentados en el texto incluyen *Dasyus novemcinctus*, *Euphractus sexcinctus*, *Chaetophractus villosus*, *Zaedyus pichiy*, *Tolypeutes matacus*, *Priodontes maximus*, *Chlamyphorus truncatus*, *Myrmecophaga tridactyla*, y *Tamandua tetradactyla*, con fotografías adicionales de otros edentados del sur de Sudamérica. Además de su gran valor como compilación sobre la mastozoología argentina, este libro es una maravilla que vale la pena hojear. Y como rareza entre los libros sobre esta temática, se lo podría recomendar tanto a un niño al que le gustan los mamíferos como a un adulto que los estudia. Disponible en el sitio de internet de la editora, en <<http://www.elateneo.com>>

Articles

- Accioly Lins Amorim, M. J. A., de Amorim Junior, A. A., Brando Messias, J., de Silva Junior, V. A. and de Melo Berinson, K. 2004. Anatomical aspects of the placenta of the sloth, *Bradypus variegatus*, Schinz, 1825. *International Journal of Morphology* 22(1): 9–18.
- Caceres, A. G., Beati, L. and Keirans, J. E. 2003. First evidence of the occurrence of *Amblyomma calcaratum* Neumann, 1899 in Peru. *Revista Peruana de Biología* 9(2): 116–117.
- Callahan, J. 2002. Raising tamanduas: Hand-raised versus parent-reared. *American Zoo and Aquarium Association 2002 Regional Conference Proceedings*: 9–16.
- Chiarello, A. G., Chivers, D. J., Bassi, C., Maciel, M. A. F., Moreira, L. S. and Bazzlo, M. 2004. A translocation experiment for the conser-

- vation of maned sloths, *Bradypus torquatus* (Xenarthra, Bradypodidae). *Biological Conservation* 118(4): 421–430.
- Codón, S. M., Estecondo, S. and Casanave, E. B. 2003. Histological study of the salivary glands in *Dasypus hybridus* (Mammalia, Dasypodidae). *International Journal of Morphology* 21(3): 199–204.
- Domeniconi, R. F., Fernandes de Abreu, M. A., Benetti, E. J. and da Silva Villaca, J. 2004. The contribution of the aortic branches in the vascularization of cervical regions, during the development of the nine-banded armadillo (*Dasypus novemcinctus*, L. 1758). *International Journal of Morphology* 22(2): 113–118.
- Estecondo, S., Codón, S. M. and Casanave, E. B. 2001. Scanning electron microscopy study of the dorsal surface of the tongue in *Chaetophractus vellerosus* (Mammalia, Dasypodidae). *Revista Chilena de Anatomía* 19(3): 245–252.
- Gaudin, T. J. 2004. Phylogenetic relationships among sloths (Mammalia, Xenarthra, Tardigrada): The craniodental evidence. *Zoological Journal of the Linnean Society* 140(2): 255–305.
- Genoways, H. H. and Timm, R. M. 2003. The Xenarthrans of Nicaragua. *Mastozoología Neotropical* 10(2): 231–253.
- Hebeler Barbosa, F., Montenegro, M. R. and Bagagli, E. 2003. Virulence profiles of ten *Paracoccidoides brasiliensis* isolates obtained from armadillos (*Dasypus novemcinctus*). *Medical Mycology* 41(2): 89–96.
- Hilario, S. D. and Imperatriz Fonseca, V. L. 2003. Thermal evidence of the invasion of a stingless bee nest by a mammal. *Brazilian Journal of Biology* 63(3): 457–462.
- Jimenez Ruiz, F. A. and Gardner, S. L. 2003. Aspidoderid nematodes from Bolivian armadillos, with the description of a new species of *Lauroia* (Heterakoidea: Aspidoderidae). *Journal of Parasitology* 89(5): 978–983.
- Machicote, M., Branch, L. C. and Villarreal, D. 2004. Burrowing owls and burrowing mammals: Are ecosystem engineers interchangeable as facilitators? *Oikos* 106(3): 527–535.
- Martins, J. R., Medri, Í. M., Oliveira, C. M. and Guglielmone, A. 2004. Ocorrência de carrapatos em tamandua-bandeira (*Myrmecophaga tridactyla*) e tamandua-mirím (*Tamandua tetradactyla*) na região do Pantanal Sul Mato Grossense, Brasil. [Occurrence of ticks on giant anteater (*Myrmecophaga tridactyla*) and collared anteater (*Tamandua tetradactyla*) in the Pantanal region of Mato Grosso do Sul State, Brazil.] *Ciencia Rural* 34(1): 293–295.
- Merriam, D. F. 2002. The armadillo (*Dasypus novemcinctus* (Linnaeus)) invasion of Kansas. *Transactions of the Kansas Academy of Science* 105(1-4): 44–50.
- Monteiro, R. V., Fedullo, L. P. L., Albuquerque, C. E. and Lilenbaum, W. 2003. Leptospirosis in a giant anteater (*Myrmecophaga tridactyla*, Linnaeus, 1758) in Rio de Janeiro Zoo, Brazil. *Revista Brasileira de Ciência Veterinária* 10(2): 126–127.
- Noss, A. J., Cuéllar S., E. and Cuéllar S., R. L. 2003. Hunter self-monitoring as a basis for biological research: Data from the Bolivian Chaco. *Mastozoología Neotropical* 10(1): 49–67.
- Noss, A. J., Pena, R. and Rumiz, D. I. 2004. Camera trapping *Priodontes maximus* in the dry forests of Santa Cruz, Bolivia. *Endangered Species Update* 21(2): 43–52.
- Notarnicola, J. and Navone, G. T. 2003. Systematics and distribution of *Orihelia anticlava* (Molin, 1858) (Nematoda, Onchocercidae) from dasypodids of South America. *Acta Parasitologica* 48(2): 103–110.
- Pepato, A. R. and Tiago, C. G. 2004. The genera *Acaromantis* and *Simognathus* (Simognathinae, Halacaridae) on the north coast of São Paulo State, Brazil. *Zootaxa* 615: 1–16.
- Platt, S. G., Rainwater, T. R. and Brewer, S. W. 2004. Aspects of the burrowing ecology of nine-banded armadillos in northern Belize. *Mammalian Biology* 69(4): 217–224.
- Sagge, M. D. and De Lucca, E. R. 2004. Live mammal prey (*Zaedyus pichiy*) in a nest of the black-chested buzzard eagle (*Geranoaetus melanoleucus*). *Journal of Raptor Research* 38(1): 101–102.
- Schimming, B. C. and Fernandes de Abreu, M. A. 2001. Systematization of the arteries in

the splenic hilus of the armadillo (*Dasypos novemcinctus*, L.). *Revista Chilena de Anatomía* 19(2): 149–154.

Strauss, G. 2004. Extractio dentis bei einem Edentaten – ein Beitrag zu den Erkrankungen der Zweifingerfaultiere (*Choloepus didactylus*). [Extractio dentis of an edentate – a contribution to the illnesses of the two-toed sloth (*Choloepus didactylus*).] *Milu* 11(3): 240–245.

del Valle Jerez, S. and Halloy, M. 2003. El oso hormiguero, *Myrmecophaga tridactyla*: Crecimiento e independización de una cría. [The anteater, *Myrmecophaga tridactyla*: Growth and independence of an infant.] *Mastozoología Neotropical* 10(2): 323–330.

Wilson, E. D., Dunker, F., Garner, M. M. and Aguilar, R. F. 2003. Taurine deficiency associated dilated cardiomyopathy in giant anteaters (*Myrmecophaga tridactyla*): Preliminary results and diagnostics. In: *Proceedings of the American Association of Zoo Veterinarians Annual Conference, Minneapolis, Minnesota, October 4–10, 2003*, C. K. Baer (ed.), pp. 155–159.

MEETINGS

2004

Congreso Nacional de Conservación de la Biodiversidad, 16–19 noviembre de 2004, Escobar, Argentina. Organizan: Fundación TEMAIKÈN, Fundación de Historia Natural Félix de Azara, y Departamento de Ciencias Biológicas de la Universidad CAECE. Sede: TEMAIKÈN, Ruta Provincial 25 Km. 0,700 (1625) Escobar, Provincia de Buenos Aires, Argentina. Página web: <<http://www.temaiken.com.ar>>. Informes e inscripción: <fundacionhn@caece.edu.ar>. El Congreso tendrá cuatro ejes temáticos: 1) Investigación para la conservación de la biodiversidad; 2) Educación ambiental para la conservación de la biodiversidad; 3) Gestión y manejo para la conservación *in situ* de la biodiversidad, y 4) Gestión y manejo

para la conservación *ex situ* de la biodiversidad. Los resúmenes deben ser enviados por correo electrónico antes del 10 de setiembre de 2004 a: <fundacionhn@caece.edu.ar>. Inscripción: Profesionales: \$70, Estudiantes: \$30. Los interesados en participar como asistentes o expositores deberán enviar la ficha de inscripción adjunta antes del 29 de octubre de 2004. Página web: <<http://www.caece.edu.ar/fundacionhn>>.

2005

Biodiversity: Science and Governance: Today's Choice for Tomorrow's Life, 24–28 January, 2005, Paris, France. Hosted by the Ministry of Research, with additional coordination by the Institut Français de la Biodiversité, the conference is part of the ongoing global effort to curb the loss of biodiversity by 2010 and ensure the long term conservation and sustainable use of biological diversity. The conference will focus on changes in biodiversity, assessment tools and methodologies; the social impact of change, particularly concerning the exploitation of and trade in renewable resources, agriculture, fisheries, forestry; and biodiversity governance in the context of the 2010 target and the Millennium Development Goals, with an emphasis on legal, economic and political aspects. For a comprehensive overview of the meeting, visit the website at <<http://www.recherche.gouv.fr/biodiv2005paris/en/index.htm>>.

2005 CTFS Symposium: Forest Dynamics Research Around the Globe, 4–5 June, 2005, STRI, Panama. Co-hosted by the Center for Tropical Forest Science and the Smithsonian Tropical Research Institute (STRI), this two-day symposium will highlight recent findings from individual Forest Dynamics Plots of the CTFS network as well as other tropical forests addressing similar topics. Presentations will address the origin and maintenance of species diversity, the comparative biology of forest communities, global change, climate change, and biomass changes, and natural forest management, reforestation and more. For more information, please contact Marla Diaz <diazm@si.edu>.

19th Annual Meeting of the Society for Conservation Biology, 15–19 July, 2005, Brasília, Brazil. The meeting will be held at the Universidade de Brasília, Brasília, Brazil, with the central theme of “Conservation Biology: Capacitation and Practice in a Globalized World.” The chair of the meeting will be Miguel Marini from the Zoology Department of the Universidade de Brasília. The organizing committee will be composed of professors from the Zoology Department, members of the Austral and Neotropical America Section of SCB, and other researchers, mostly from Brazil and other Latin American countries. For inquiries, please contact: SCB 2005 Local Organizing Committee, Departamento de Zoologia, IB, Universidade de Brasília, 70910-900 Brasília, DF, Brasil, telefax: + 55 61 307-3366, E-mail: <2005@conbio.org>, website: <<http://www.conservationbiology.org/2005>>.

Association of Tropical Biology and Conservation – 2005 Annual Meeting, 23–29 July 2005, Uberlândia, Brazil. The venue will be the Uberlândia Convention Center. For more information write to the Chair of the Organizing Committee, Kleber del-Claro, Laboratório de Ecologia Comportamental e Interações, Universidade Federal de Uberlândia, Caixa Postal 593, Uberlândia 38400-902, Minas Gerais, Brazil, e-mail <delclaro@ufu.br> or <atbc2005@inbio.ufu.br>.

IX International Mammalogical Congress, 31 July – 5 August, 2005, Sapporo, Japan. Organizing Committee: MAMMAL2005, c/o Field Science Center, Hokkaido University, N11 W10, Sapporo 060-0811, Japan, e-mail: <MAMMAL2005@hokkaido-ies.go.jp>. Website: <<http://www.imc9.jp>>.

29th International Ethological Conference, 20–27 August, 2005, Budapest, Hungary. The aim for this conference is to encourage interdisciplinary discussion among representatives of all areas of behavioral biology. The conference will be hosted at the Eötvös University Convention Center on the banks of the Danube. Deadline for early registration and abstract acceptance: 1 March 2005. Final deadline for abstract

acceptance: 1 May, 2005. Late registration until 1 June 2005. For more information, write to: IEC2005, Department of Ethology, Eötvös University, 1117 Budapest, Hungary, or subscribe to the e-mail newsletter at <IEC2005-subscribe@yahoo.com>.

Measuring Behavior 2005 – 5th International Conference on Methods and Techniques in Behavioral Research, 30 August – 2 September, 2005, Wageningen, The Netherlands. Measuring Behavior will offer an attractive mix of presentations, demonstrations, discussions, meetings and much more (see <<http://www.noldus.com/mb2005/program/index.html>> for details). Proceedings of the 2002 meeting are available at <<http://www.noldus.com/events/mb2002/index.html>>. Deadline for proposals of Symposia and SIGs: 1 December 2004. All presentations will deal with innovative methods and techniques in behavioral research. Topics include: behavior recording in the laboratory and field; automatic behavior recognition and pattern classification; sensor technology and biotelemetry; behavior and physiology; vocalizations, speech, gestures and facial expressions; analyzing behavior and movement; new animal models and measurement methodologies; measuring human-system interaction; innovation in teaching behavior research methods. For more information, contact Prof. Dr. Louise E. M. Vet, Program Chair, Measuring Behavior 2005, Conference Secretariat, P.O. Box 268, 6700 AG Wageningen, The Netherlands, Tel: +31-317-497677, Fax: +31-317-424496, e-mail: <mb2005@noldus.nl>. Website: <<http://www.noldus.com/mb2005>>.

2005 Annual Meeting of the Conservation Breeding Specialist Group, 29 September – 1 October, 2005, Syracuse, New York, USA. Beginning with a late-afternoon ice-breaker on Wednesday, the meeting will run through Saturday, ending with an afternoon and dinner at the Rosamond Gifford Zoo. Regional network meetings will take place on Tuesday, 27 September, and a Steering Committee meeting on Wednesday, 28 September. Accommodations are at the Genesee Grande Hotel (<http://www.geneseegrande.com>), which

offers a variety of rooms and rates. The deadline for registration is 1 August, 2005; for more information, email a request to <2005cbsg@cbsg.org> or visit their website at <<http://www.cbsg.org>>.

60th World Association of Zoos and Aquariums Annual Conference, 2–6 October, 2005, New York, New York, USA. The 60th WAZA Annual Conference will be hosted by the Wildlife Conservation Society and held at the Marriott Marquis hotel. The theme of the meeting will be “Wildlife Conservation: A Global Imperative for Zoos and Aquariums.” Additional information will be made available on the conference website at <<http://waza2005.org>>.

III Congresso Brasileiro de Mastozoologia, 12 a 16 de outubro de 2005, realizado por a Sociedade Brasileira de Mastozoologia (SBMz) e a Universidade Federal do Espírito Santo (UFES), no SESC Praia Formosa em Aracruz, Espírito Santo. O evento reunirá pesquisadores, profissionais e estudantes com o objetivo de apresentar, analisar e discutir trabalhos científicos, descobertas e tendências no estudo dos mamíferos. O tema dessa edição é “Diversidade e Conservação de Mamíferos,” que será abordado sob diversos aspectos durante o evento, que contará com a participação de especialistas ligados a instituições de ensino e pesquisa nacionais e estrangeiras, bem como outros profissionais que atuam em órgãos governamentais, na iniciativa privada e em organizações não-governamentais. Somente serão aceitas inscrições pela internet. Poderá ser realizada a inscrição online do congresso até o dia 31 de maio, e o envio dos resumos podem ser feitos até o dia 30 de Junho de 2005. Mais informações: <<http://www.cbmz.com.br>>.

Counting Critters: Estimating Animal Abundance and Distance Sampling, 17–21 October 2005, Disney’s Animal Kingdom, Orlando, Florida, USA. This five-day workshop will introduce participants to the most important methods of estimating animal abundance in a rigorous but accessible way. In the first half of the workshop, we cover plot sampling, distance sampling, mark-recapture and removal methods. We explain the

common key statistical concepts underlying the methods, use custom-written simulation software to understand how the methods work, and discuss which method to use when. In the second half, we focus on distance sampling in more detail. We discuss practical issues such as use of the software Distance, field methods and survey design. The workshop is aimed at anyone who needs to estimate wildlife density or abundance, and is taught by leading researchers from the Centre for Research into Ecological and Environmental Modelling at the University of St Andrews, Scotland. Registration for this workshop is now open. Since all of our previous workshops in the USA have been oversubscribed, we encourage everyone interested to register as soon as possible. For more details, please see <<http://www.ruwpa.st-and.ac.uk/counting.critters/>> or contact Rhona Rodger, Workshop Organizer, CREEM, University of St Andrews, The Observatory, St. Andrews, Scotland KY169LZ, tel:+44 1334 461842, fax: +44 1334 461800, e-mail:<rhona@mcs.st-and.ac.uk>.

A Website for the ESG

The Edentate Specialist Group will soon have a website of its own, thanks to the continuing efforts of Jennifer Pervola-Fermin. Scheduled to appear in August of 2005, the ESG website will provide up-to-date information on edentates and those who study them, including news, funding opportunities, conference announcements and contact information for active researchers, as well as back issues of *Edentata* available in PDF. Please visit <www.edentate.org> to access the full spectrum of edentate information, and feel free to send any questions, comments or suggestions to Jennifer at <jlfermin@edentate.org>.

Imagine

IMAGINE VAST FLOCKS of migratory birds, millions of wings across the sun....

WILDEBEEST MIGRATIONS on the plains of Africa, reaching across the horizon...

FLASHING SCHOOLS OF HERRING, so dense the ocean seems alive....

BRILLIANT MONARCH BUTTERFLIES draping forest groves, living leaves of every autumn hue....

WILDLIFE SPECTACLES



Available in English and Spanish

Imagina

IMAGINA GRANDES PARVADAS de aves migratorias, millones de alas cruzando el sol...

MIGRACIONES DE ANTILOPES SU en las planicies Africanas, alcanzando del horizonte...

DESTELLANTES CARDÚMENES DE arenques, tan densos que el océano parece vivo...

BRILLANTES MARIPOSAS MONARCA decorando los árboles del bosque, hojas vivientes de matiz otoñal...

See . . .

SEE THE SPECTACLES that most have never witnessed—or imagined could exist....

CONSERVATION INTERNATIONAL presents a new, full-color book which explores wildlife conservation in a completely different way: by highlighting the immense congregations of animals we call "Wildlife Spectacles."

The force and mystery of these exceptional gatherings—the most dramatic events in all the living world—have inspired and fascinated us throughout history. Only a few of these congregating species exist in protected areas; the great majority are geographically widespread, and at first glance their survival might seem secure. But these species, for all their numbers, may face unexpected threats to their existence when so many of them assemble at only a handful of unprotected sites.

With 36 chapters from some of the world's finest biodiversity scientists, *Wildlife Spectacles* embarks on the great challenge of identifying these species and the locations where they converge. *Wildlife Spectacles* seeks to stimulate further research into the dangers they now face—and to discover ways in which we may ensure their survival. The authors hope that this book will encourage wildlife enthusiasts around the globe to become more involved in the cause of biodiversity conservation, and to appreciate the simple, unadorned wonder of wildlife in its greatest magnificence.

Ver . . .

VER LOS ESPECTÁCULOS que la mayoría nunca han presenciado—o imaginado que puedan existir...

Espectáculos de Vida Silvestre es la cuarta publicación de Conservación Internacional y Agrupación Sierra Madre, financiada por CEMEX, una compañía internacional de cemento que se ha convertido en un líder de la conservación dentro de la comunidad de las corporaciones. *Espectáculos de Vida Silvestre* sigue al exitoso conjunto de tres volúmenes de *Megadiversity*, *Hotspots* y *Wilderness*, y continúa su tradición de presentar temas críticos sobre conservación en un formato accesible y visualmente sorprendente.

que se congregan; la gran mayoría están dispersas geográficamente y, a primera vista, su sobrevivencia puede parecer segura. Sin embargo, estas especies pueden enfrentar amenazas a su existencia agrupándose tantos individuos en tan sólo un puñado de sitios no protegidos.

Con 36 capítulos de algunos de los científicos más reconocidos en el mundo que trabajan sobre biodiversidad, *Espectáculos de Vida Silvestre* se embarca en el reto de identificar a estas especies y los lugares en donde éstas convergen. *Espectáculos de Vida Silvestre* busca estimular investigación futura sobre los peligros que estas especies enfrentan actualmente—y descubrir las formas en las que podamos asegurar su sobrevivencia. Los autores esperan que este libro estimule a los entusiastas de la vida silvestre alrededor del mundo para involucrarse en la causa de la conservación de la biodiversidad, y apreciar la maravilla simple de la vida silvestre en su máximo esplendor. >>>

CONSERVACIÓN INTERNATIONAL presenta un nuevo libro a todo color, que explora la conservación de la vida silvestre en una forma completamente diferente: resaltando las inmensas congregaciones de animales a los que llamamos "Espectáculos de Vida Silvestre".

La fuerza y misterio de estas agrupaciones excepcionales—los eventos más dramáticos del mundo viviente—nos han inspirado y fascinado a través de la historia. En las áreas protegidas sólo existen unas pocas de estas especies

Wildlife Spectacles

Mail and Fax Order Form

Wildlife Spectacles by Russell A. Mittermeier, Patricio Robles Gil, Cristina G. Mittermeier, Thomas Brooks, Michael Hoffmann, William R. Konstant, Gustavo A. B. da Fonseca, Roderic B. Mast. Preface by Peter A. Seligmann. Foreword by William G. Conway. ISBN: 968-6397-72-8. Hardcover.

Price: \$50.00 (includes UPS Ground shipping within the continental United States). Orders requiring faster service than UPS Ground will be charged \$50.00 plus all shipping costs.

Overnight shipping, wholesale orders, shipping outside of the continental United States, and/or Spanish versions, please call Jill Lucena at (202) 912-1208.

.....

Please complete the following form and mail or fax to:

Jill Lucena
Conservation International
1919 M Street NW, Suite 600
Washington, DC 20036 USA

Phone: (202) 912-1208
Fax: (202) 912-1026
E-mail: j.lucena@conservation.org

Please allow 2-3 weeks for delivery.

First name: _____ Last Name: _____

Company: _____

Mailing address: _____

City: _____ State: _____ Zip: _____

Telephone: _____ Fax: _____

E-mail: _____

Title: *Wildlife Spectacles* (hardcover)

Quantity: _____ x \$50.00 / per copy (US dollars) Total: \$ _____

(\$50.00 price per copy includes UPS Ground shipping within continental US).
Overnight shipping, shipping outside of the continental US, wholesale orders, and/or Spanish versions,
please call Jill Lucena at (202) 912-1208.

Payment enclosed (check or money order payable to Conservation International in US dollars)

Please charge my credit card: VISA® Mastercard®

Name as it appears on card: _____

Card number: _____

Expiration date: _____

Signature: _____

NOTES TO CONTRIBUTORS

Scope

Edentata, the newsletter of the Edentate Specialist Group, aims to provide a basis for conservation information relating to edentates. We welcome texts on any aspect of edentate conservation, including articles, thesis abstracts, news items, recent events, recent publications, and the like.

Submission

Please send all submissions in English, Portuguese or Spanish to: John Aguiar, Center for Applied Biodiversity Science, Conservation International, 1919 M St. NW, Suite 600, Washington, DC 20036, USA, Tel: (202) 912-1000, Fax: (202) 912-0772, e-mail: <j.aguiar@conservation.org>.

Contributions

Manuscripts may be in English, Portuguese or Spanish, and should be double-spaced and accompanied by the text and any tables and/or figures on diskette for PC compatible text-editors (MS-Word, WordPerfect, Excel, and Access), and/or emailed to <j.aguiar@conservation.org>. Hard copies should be supplied for all figures (illustrations and maps) and tables. The full name and address of each contributing author should be included. Please avoid abbreviations and acronyms without the name in full. Authors whose first language is not English should please have their texts *carefully reviewed* by a native English speaker.

Articles

A broad range of topics is welcomed and encouraged, including but not limited to: Taxonomy, Systematics, Genetics (when relevant to systematics), Biogeography, Ecology, Conservation, and Behavior. Texts should not exceed 20 pages in length (double-spaced and including the references). For longer articles please include an abstract in English and an optional one in Portuguese or Spanish. Please limit the number of tables and figures to six, excepting cases where fundamental to the text.

Figures and Maps

Articles may include small high-quality black-and-white photographs, figures, maps, and tables. Image resolution should be 300 dpi or higher in any of the following electronic file formats: .jpg, .tif, .eps, .pdf, .psd, or .ai. We also accept original artwork, photos, or slides to scan and return to the owner. Please contact Kim Meek at (202) 912-1379 or via e-mail at <k.meek@conservation.org> if you have any questions regarding file formats or images.

News Items

Please send any information on projects, field sites, courses, recent publications, awards, events, etc.

References

Examples of house style may be found throughout this newsletter. Please refer to these examples when citing references:

Journal article. Carter, T. and Encarnaç o, C. D. 1983. Characteristics and use of burrows by four species of armadillos in Brazil. *J. Mammal.* 64(1): 47-53.

Chapter in book. Wetzel, R. M. 1985a. The identification and distribution of recent Xenarthra (Edentata). In: *The Evolution and Ecology of Armadillos, Sloths, and Vermilinguas*, G. G. Montgomery (ed.), pp.23-46. Smithsonian Institution Press, Washington, DC.

Book. Emmons, L. and Feer, F. 1990. *Neotropical Rainforest Mammals: A Field Guide*. The University of Chicago Press, Chicago.

Thesis/Dissertation. Superina, M. 2000. Biologie und Haltung von G rteltieren (Dasypodidae). Doctoral thesis, Institut F r Zoo-, Heim- und Wildtiere, Universit t Z rich, Z rich, Switzerland.

Report. Muckenhirn, N. A., Mortensen, B. K., Vessey, S., Frazer, C. E. O. and Singh, B. 1975. Report on a primate survey in Guyana. Unpublished report, Pan American Health Organization, Washington, DC.

Edentata is produced in collaboration with the Center for Applied Biodiversity Science at Conservation International, 1919 M St. NW, Suite 600, Washington DC, 20036, USA.



Edentata

The Newsletter of the IUCN Edentate Specialist Group • December 2004 • Number 6

The 2004 Edentate Species Assessment Workshop

- 1 Introduction
Gustavo A. B. da Fonseca and John M. Aguiar
- 3 Species Summaries and Species Discussions
John M. Aguiar

Articles

- 27 The First Hand-Rearing of Larger Hairy Armadillos (*Chaetophractus villosus*) at the Temaikèn Foundation
María Julieta Olocco Diz and Ana Duggan
- 30 Crianza en Cautiverio de Perezoso de Dos Dedos (*Choloepus didactylus*)
Lizette Bermúdez Larrazábal
- 37 Diet of the Yellow Armadillo, *Euphractus sexcinctus*, in South-Central Brazil
Júlio C. Dalponte and José A. Tavares-Filho
- 41 Bathing Behavior of Giant Anteaters (*Myrmecophaga tridactyla*)
Louise H. Emmons, Roly Peña Flores, Sixto Angulo Alpirre and Matthew J. Swarner
- 43 Evaluación de una Dieta para Tamanduás (*Tamandua* spp.) Utilizada en el Jardín Zoológico de Rosario, Argentina y el Zoológico La Aurora, Guatemala
Guillermo Pérez Jimeno y Gustavo González González
- 50 News
- 63 Recent Publications
- 72 Meetings